

HOUSE WAYS & MEANS

Higher Education and Technical College Subcommittee

January 11, 2022



SYSTEM OVERVIEW

Research Institution

USC Columbia

Comprehensives

USC Aiken

USC Beaufort

USC Upstate

Palmetto College

USC Lancaster

USC Salkehatchie

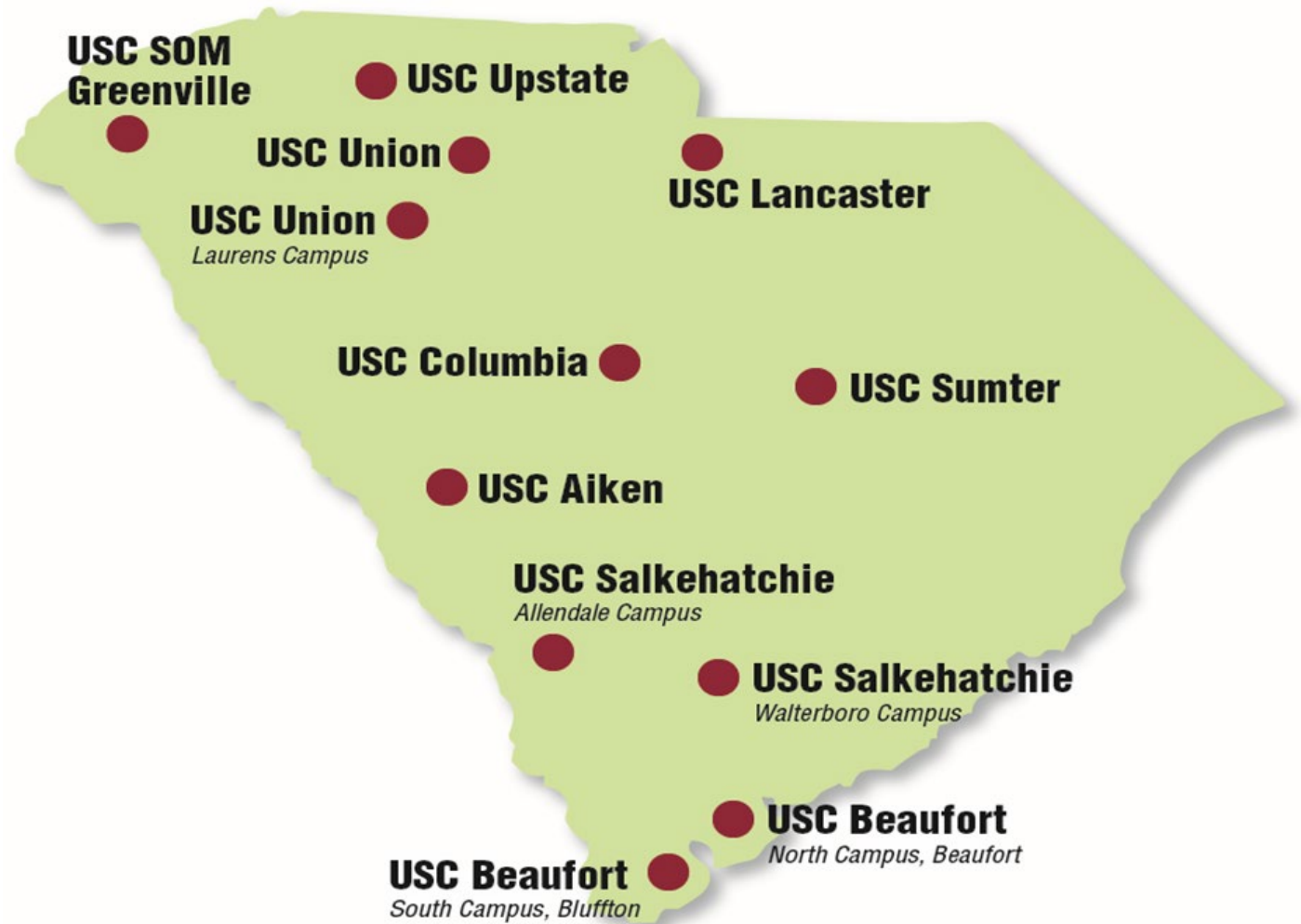
USC Sumter

USC Union

School of Medicine

Columbia

Greenville



South Carolina



UNIVERSITY OF
South Carolina

University System

COVID-19 Federal Funding Sources

Federal Higher Education Emergency Relief Fund

	HEERF I - CARES ACT		HEERF II - CRRSAA ACT		HEERF III - ARP ACT		Total HEERF Funding
	Student Aid Portion	Institutional Portion	Student Aid Portion	Institutional Portion	Student Aid Portion	Institutional Portion	
Columbia	\$ 10,707,565	\$ 10,707,565	\$ 10,707,565	\$ 20,516,851	\$ 30,668,979	\$ 27,513,436	\$ 110,821,961
Aiken	1,532,706	1,532,706	1,532,706	3,574,727	4,476,080	4,321,989	\$ 16,970,914
Beaufort	1,037,627	1,037,627	1,037,627	2,385,845	3,051,215	2,964,297	\$ 11,514,238
Lancaster	285,432	285,431	285,432	1,036,665	1,174,615	1,046,302	\$ 4,113,877
Salkehatchie	391,621	391,620	391,621	1,104,532	1,360,632	1,354,505	\$ 4,994,531
Sumter	352,900	352,900	352,900	968,458	1,155,661	1,131,255	\$ 4,314,074
Union	228,957	228,956	228,957	757,564	828,177	813,136	\$ 3,085,747
Upstate	3,052,328	3,052,327	3,052,328	7,342,128	9,175,942	8,895,732	\$ 34,570,785
Columbia - Testing							
Total	\$ 17,589,136	\$ 17,589,132	\$ 17,589,136	\$ 37,686,770	\$ 51,891,301	\$ 48,040,652	\$ 190,386,127

SC CARES - Coronavirus Relief Fund (CRF)

SC CARES Phase I	SC CARES Phase II	TOTAL CRF FUNDING
\$ 10,960,041	\$ 18,396,201	\$ 29,356,242
712,450	899,876	1,612,326
1,832,156	1,135,684	2,967,840
954,679	496,786	1,451,465
255,787	426,952	682,739
111,659	501,217	612,876
206,255	417,906	624,161
106,017	202,346	308,363
	12,414,280	12,414,280
\$ 15,139,044	\$ 34,891,249	\$ 50,030,293

Total All Funds

Student Aid	Institutional	Grand Total
\$ 52,084,109	\$ 88,094,094	\$ 140,178,203
\$ 7,541,492	\$ 11,041,748	\$ 18,583,240
\$ 5,126,469	\$ 9,355,609	\$ 14,482,078
\$ 1,745,479	\$ 3,819,863	\$ 5,565,342
\$ 2,143,874	\$ 3,533,396	\$ 5,677,270
\$ 1,861,461	\$ 3,065,489	\$ 4,926,950
\$ 1,286,091	\$ 2,423,817	\$ 3,709,908
\$ 15,280,598	\$ 19,598,550	\$ 34,879,148
\$ -	\$ 12,414,280	\$ 12,414,280
\$ 87,069,573	\$ 153,346,847	\$ 240,416,420

COVID Relief Funds – Institutional Support

COVID-19 Institutional Support

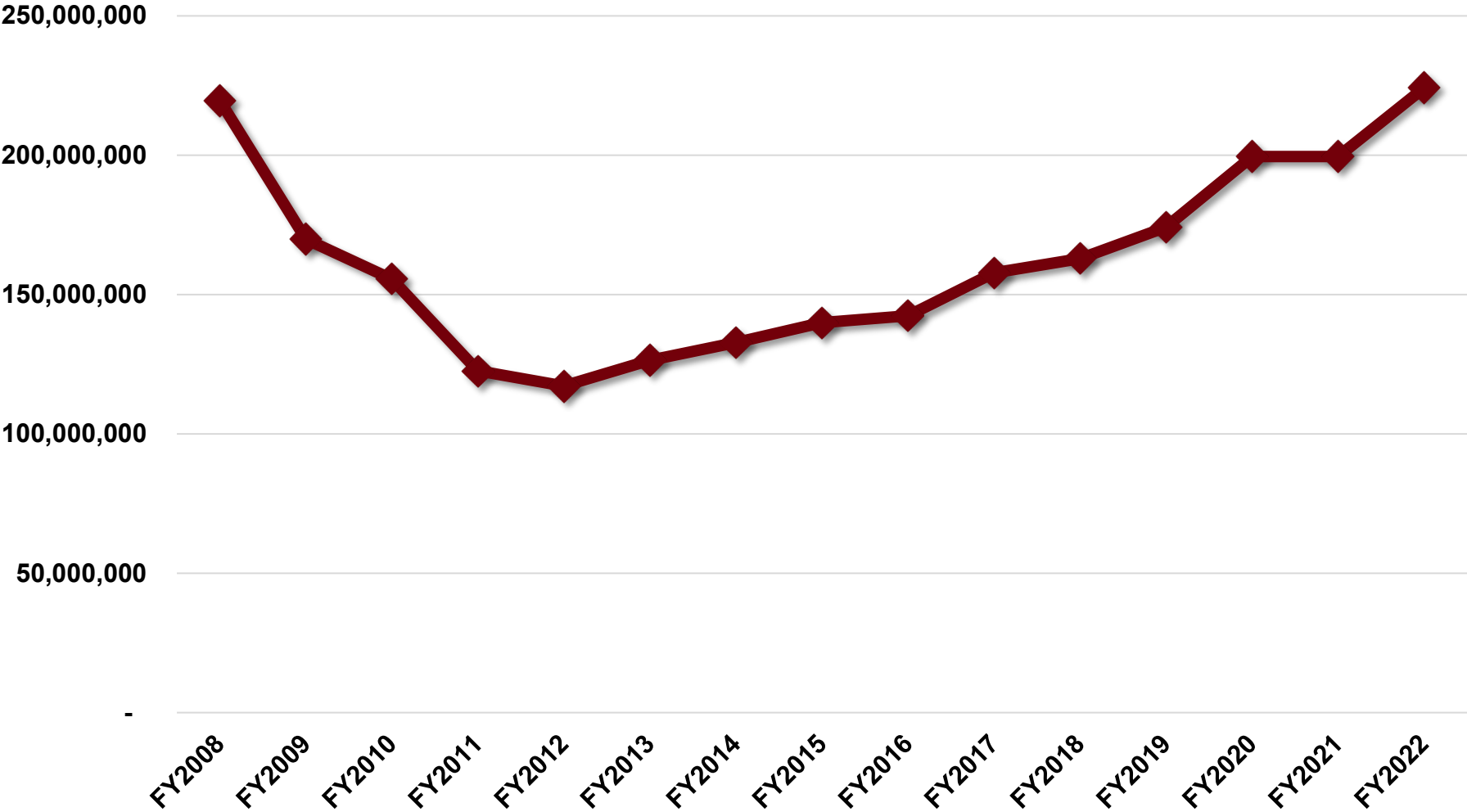
	Columbia	Columbia - Testing	Aiken	Beaufort	Lancaster	Salkehatchie	Sumter	Union	Upstate	Total
Total COVID Relief Funding Available										
HEERF I - CARES ACT	\$ 10,707,565		\$ 1,532,706	\$ 1,037,627	\$ 285,431	\$ 391,620	\$ 352,900	\$ 228,956	\$ 3,052,327	\$ 17,589,132
HEERF II - CRRSAA ACT	20,516,851		3,574,727	2,385,845	1,036,665	1,104,532	968,458	757,564	7,342,128	37,686,770
HEERF III - ARP ACT	27,513,436		4,321,989	2,964,297	1,046,302	1,354,505	1,131,255	813,136	8,895,732	48,040,652
SC CARES - CRF	29,356,242	12,414,280	1,612,326	2,967,840	1,451,465	682,739	612,876	624,161	308,363	50,030,292
Total	88,094,094	12,414,280	11,041,748	9,355,609	3,819,863	3,533,396	3,065,489	2,423,817	19,598,550	153,346,846
COVID Relief Funds Allocated/Disbursed										
COVID PPE/Health and Safety	5,305,271		3,145,032	5,353,685	2,013,397	1,518,532	1,612,590	1,223,970	7,129,647	27,302,124
COVID IT - Academic Delivery	4,587,733				285,431					4,873,164
COVID Testing Tracing and Vaccination	3,842,728									3,842,728
COVID Quarantine	1,469,554									1,469,554
COVID Statewide Testing		9,046,980								9,046,980
COVID Housing/Auxiliary Refunds	9,652,000			1,037,627					585,806	11,275,433
Columbia - COVID Distributions	8,849,401									8,849,401
Total	33,706,687	9,046,980	3,145,032	6,391,312	2,298,828	1,518,532	1,612,590	1,223,970	7,715,453	66,659,384
COVID Relief Funds Commitments										
Columbia Commitments	3,743,233	3,367,300								7,110,533
Campus Commitments			5,735,722	1,482,149	997,884	1,337,611	887,272	793,279	7,435,231	18,669,147
Total	3,743,233	3,367,300	5,735,722	1,482,149	997,884	1,337,611	887,272	793,279	7,435,231	25,779,680
COVID Relief Remaining Uncommitted										
Columbia Commitments	50,644,175	-								50,644,175
Campus Commitments			2,160,995	1,482,149	523,151	677,253	565,628	406,568	4,447,866	10,263,608
Total	\$ 50,644,175	\$ -	\$ 2,160,995	\$ 1,482,149	\$ 523,151	\$ 677,253	\$ 565,628	\$ 406,568	\$ 4,447,866	\$ 60,907,783

COVID Relief Funds – Student Emergency Grants

COVID-19 Student Emergency Grants

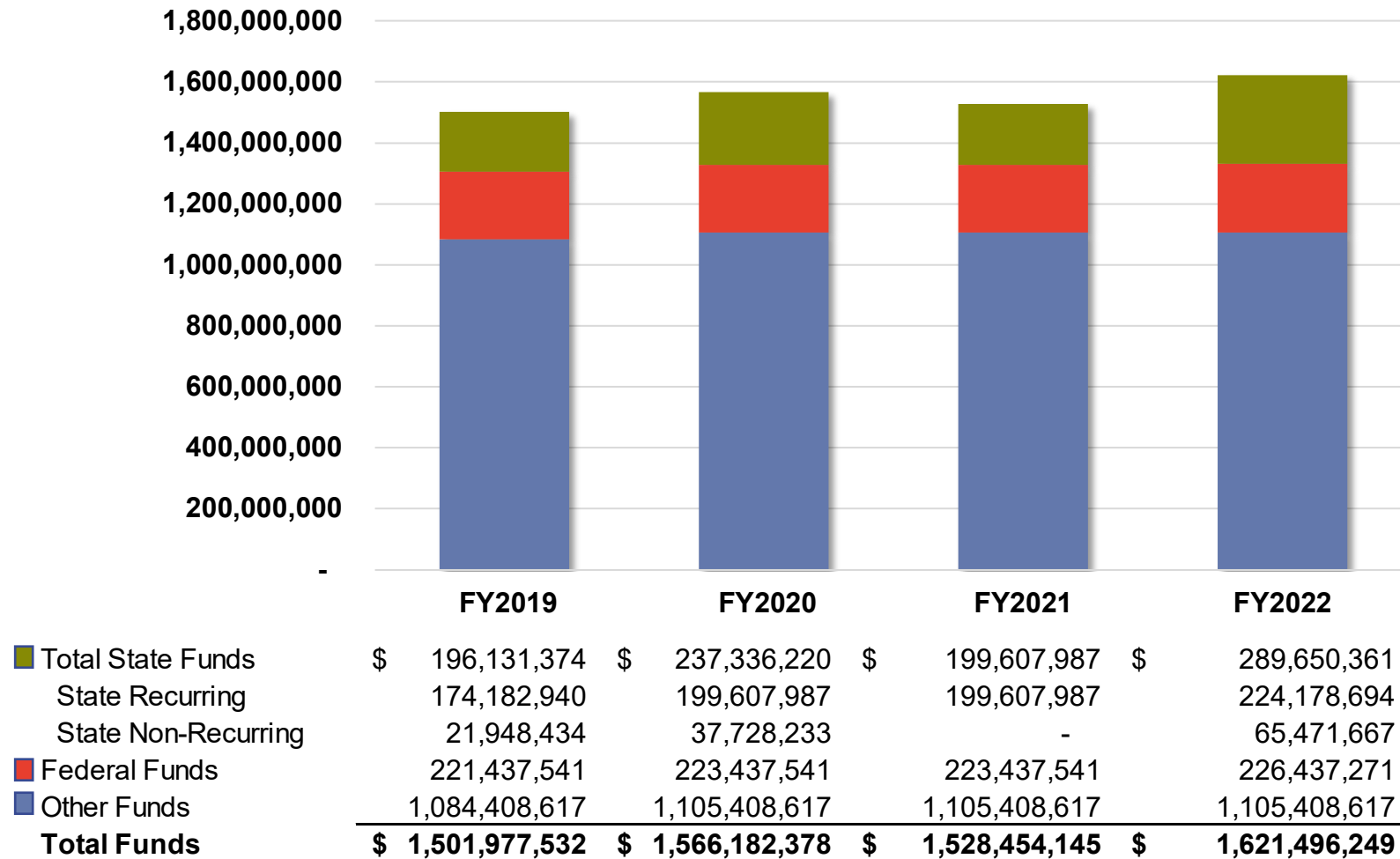
	Columbia	Aiken	Beaufort	Lancaster	Salkehatchie	Sumter	Union	Upstate	Total
Total COVID Relief Grant Funding Available									
HEERF I - CARES ACT	\$ 10,707,565	\$ 1,532,706	\$ 1,037,627	\$ 285,432	\$ 391,621	\$ 352,900	\$ 228,957	\$ 3,052,328	\$ 17,589,136
HEERF II - CRRSAA ACT	10,707,565	1,532,706	1,037,627	285,432	391,621	352,900	228,957	3,052,328	17,589,136
HEERF III - ARP ACT	30,668,979	4,476,080	3,051,215	1,174,615	1,360,632	1,155,661	828,177	9,175,942	51,891,301
Total	52,084,109	7,541,492	5,126,469	1,745,479	2,143,874	1,861,461	1,286,091	15,280,598	87,069,573
COVID Relief Grants Disbursed									
Student Emergency Grants	47,990,630	3,065,412	2,031,727	1,363,211	1,904,771	1,492,179	1,038,382	11,932,686	70,818,998
COVID Relief Grant Funds Remaining	\$ 4,093,479	\$ 4,476,080	\$ 3,094,742	\$ 382,268	\$ 239,103	\$ 369,282	\$ 247,709	\$ 3,347,912	\$ 16,250,575

SYSTEM STATE APPROPRIATIONS



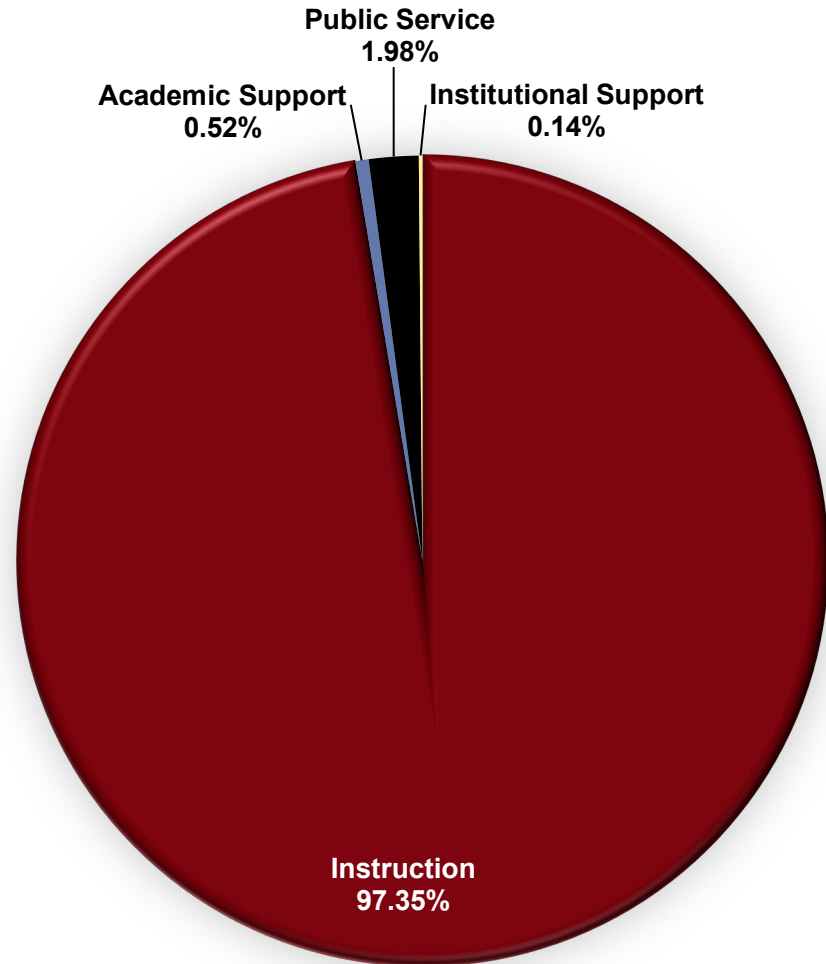
Includes recurring state appropriations only

SYSTEM STATE BUDGET HISTORY



SYSTEM

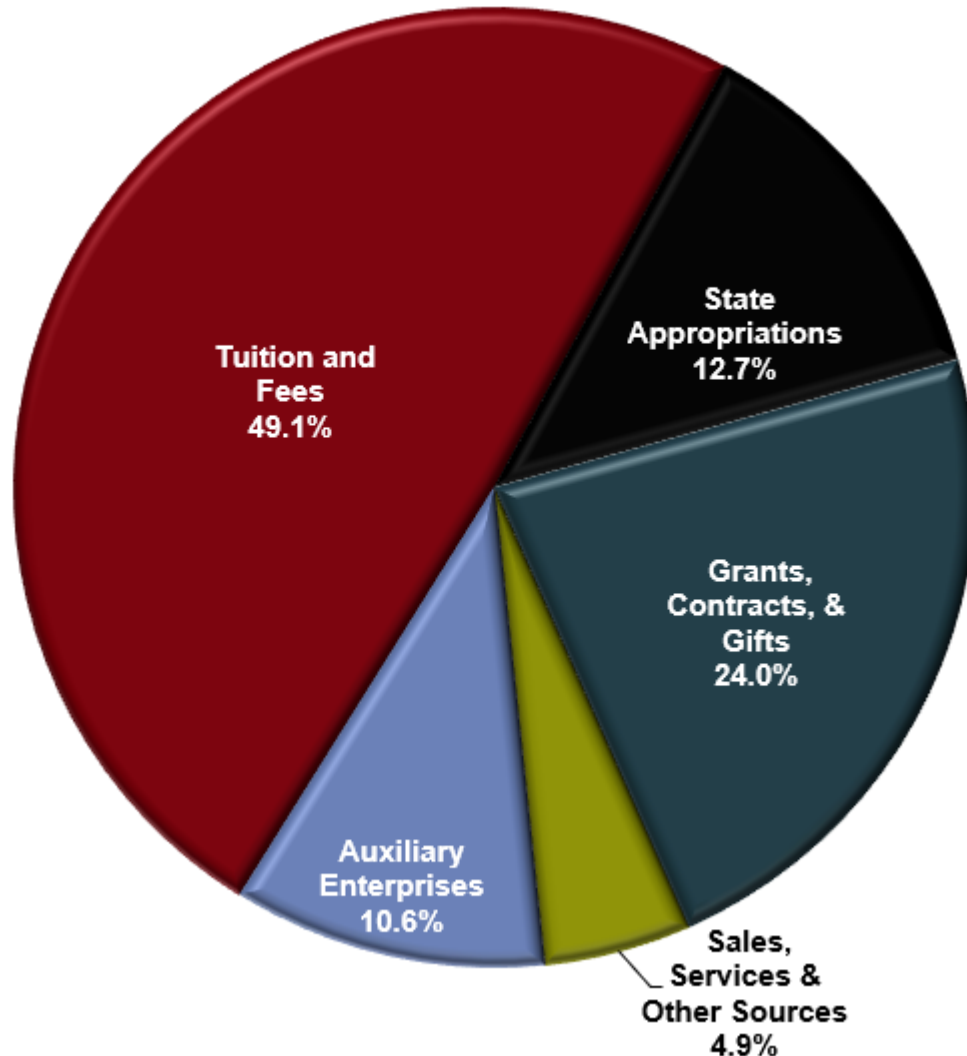
FY2022 STATE APPROPRIATION DETAIL



USC System FY2022 State Appropriations

President	\$ 316,200
Classified Positions	28,224,763
Unclassified Positions	143,192,162
Fringe Benefits	44,831,536
Law Library	1,170,076
Small Business Development Center	791,734
Palmetto Poison Center	351,763
Child Abuse & Neglect Medical Response Pro	3,200,000
Salkehatchie Leadership Institute	100,460
Other Operating Expenses	2,000,000
Total USC System	\$ 224,178,694

SYSTEM TOTAL CURRENT FUNDS



USC System Budget FY 2021-2022 Revenues

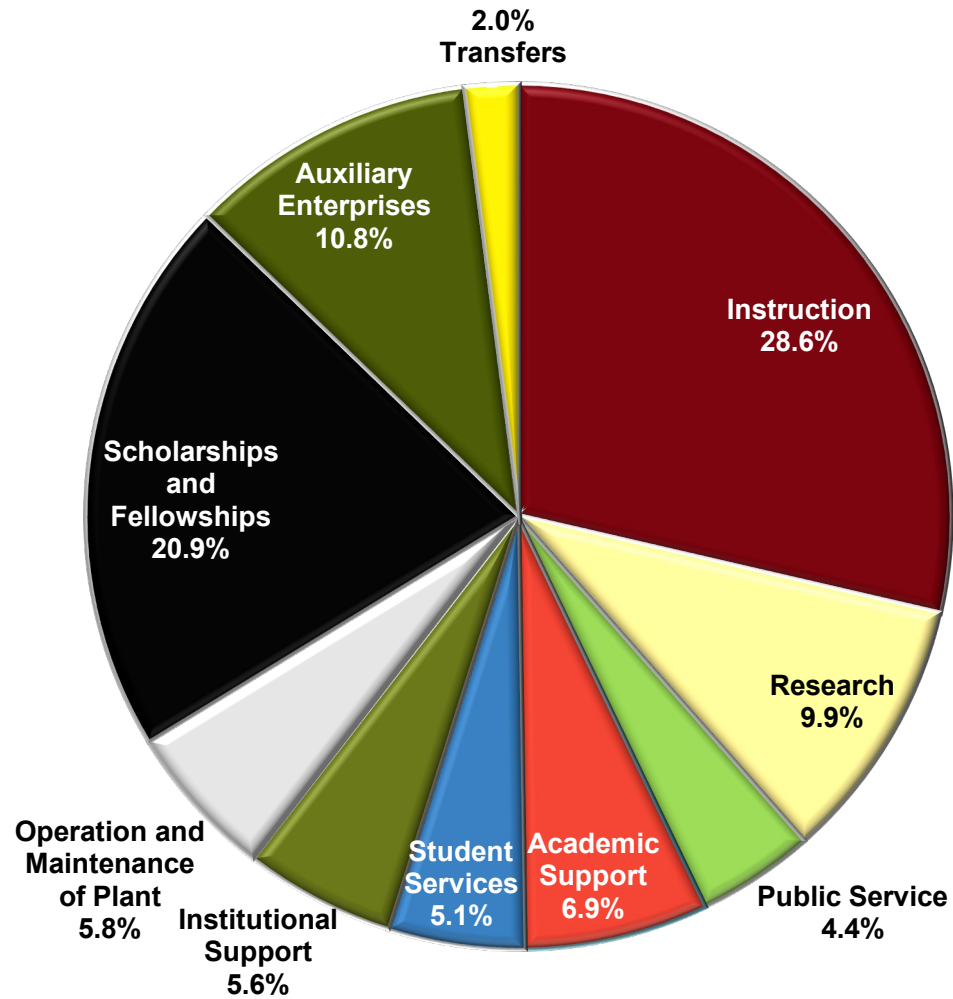
Unrestricted Funds

E & G	\$ 1,139,306,731
Auxiliaries	\$ 217,319,885
Unrestricted Total	\$ 1,356,626,616

Restricted Funds

E & G	\$ 390,038,103
Auxiliaries	\$ -
Restricted Total	\$ 390,038,103
Use of Fund Balance	\$ 18,286,677
TOTAL SOURCES	\$ 1,764,951,396

SYSTEM TOTAL CURRENT FUNDS

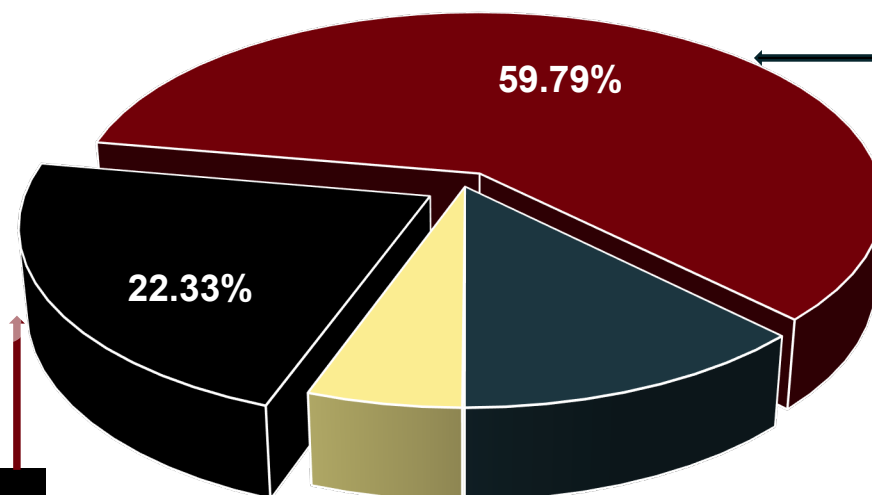


USC System Budget FY2021-2022 Expenditures

Instruction	\$ 504,324,799
Research	174,399,911
Public Service	77,555,900
Academic Support	121,180,688
Student Services	89,682,214
Institutional Support	101,025,135
Operation and Maintenance of Plant	102,356,776
Scholarships and Fellowships	369,228,445
Auxiliary Enterprises	189,831,111
Transfers	35,366,416
TOTAL EXPENDITURES	<u>\$ 1,764,951,396</u>

WHERE THE REVENUE COMES FROM AND WHAT IT COVERS

2021-2022 TOTAL CURRENT FUNDS REVENUE BUDGET – SYSTEM - \$1.764 BILLION*



Operating Budget - "A" Funds (\$1,044,381,215)

Revenue comes from:

- State appropriations
- Tuition and Fees (education & general portion)
- Unrestricted Grants, Contracts & Gifts
- Sales & Services and Other Sources

Pays for:

- Instruction
- Academic Support
- Student Services
- Physical Plant
- Administrative Support
- Scholarships

Restricted Funds (\$390,038,103)

Revenue comes from:

- Research Grants and Contracts
- Gifts
- Federal and State Student Financial Aid

Pays for:

- Research
- Public Service
- Scholarships

WHERE THE REVENUE COMES FROM AND WHAT IT COVERS

2021-2022 TOTAL CURRENT FUNDS REVENUE BUDGET – SYSTEM - \$1.764 BILLION*

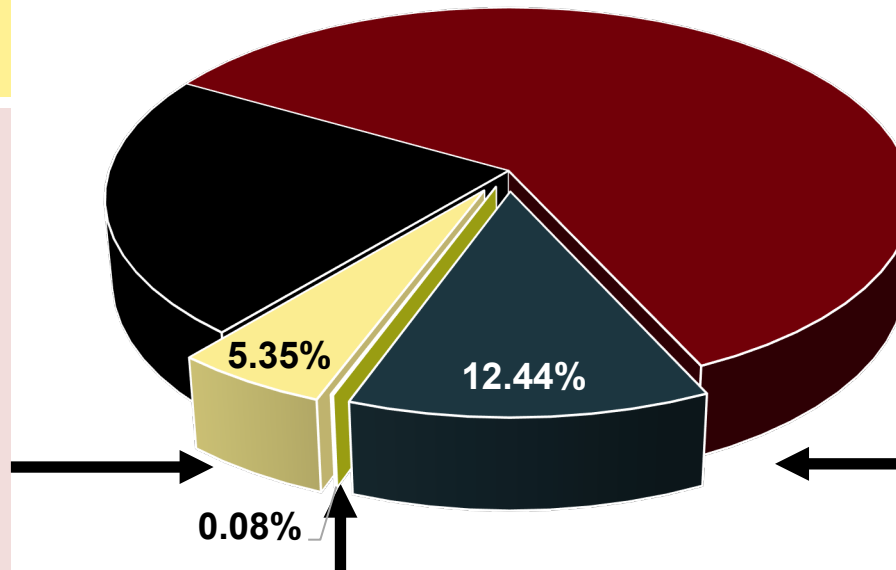
Student Activities & Departmental Accounts (\$93,504,654)

Revenue comes from:

- Student board mandated fees
- Student technology fees
- Indirect cost recoveries from grant activity
- Service charges

Pays for:

- Student Activities
- Technology support
- Research & Public Service
- Sponsored Award Management
- Contract & Grant Accounting



Designated Funds & Unrestricted Scholarships (\$1,420,862)

Revenue comes from:

- Vending commissions and similar
- Unrestricted gifts
- Portion of football ticket sales

Pays for:

- Scholarships
- Designated Fund activities

Auxiliaries (\$217,319,885)

Revenue comes from:

- Athletics
- Housing
- Student Health Center
- Parking
- Dining & Bookstore commissions

Pays for:

- Self-supporting units that pay all their expenses and receive no taxpayer support
- Scholarships
- Designated Fund activities

*System revenue budget of \$1.764 billion includes a use of fund balance of \$ 18,286,677.

SYSTEM CAPITAL PROJECTS

Campus	# of Projects	Approved Budget	Expenses	Remaining Balance
Columbia	45	\$ 730,504,330	\$ 479,564,367	\$ 250,939,963
Aiken	8	15,536,971	11,326,185	\$ 4,210,786
Beaufort	2	21,026,135	20,428,774	\$ 597,361
Lancaster	5	7,648,868	3,079,080	\$ 4,569,788
Salkehatchie	5	3,612,293	878,119	\$ 2,734,174
Sumter	5	7,978,905	2,018,589	\$ 5,960,316
Union	3	2,501,000	1,748,804	\$ 752,196
Upstate	8	16,196,075	12,470,450	\$ 3,725,626
Total	81	\$ 805,004,577	\$ 531,514,367	\$ 273,490,210

Table represents all open and approved State Capital Projects as of September 30, 2021, through the State's Capital Project approval process. Full detail of all projects by source of funds are available upon request. Columbia campus includes School of Medicine.



South Carolina

SYSTEM MAINTENANCE & REPAIR REPORT

Campus	# of Projects	Approved Budget	Expenses	Remaining Balance
Columbia	97	61,158,724	33,759,009	27,399,715
Aiken	18	6,283,000	2,344,061	3,938,939
Beaufort	3	1,124,005	765,299	358,706
Lancaster	-	-	-	-
Salkehatchie	1	155,200	150,129	5,071
Sumter	2	1,197,500	699,224	498,276
Union	2	268,672	226,446	42,226
Upstate	13	4,658,000	1,524,864	3,133,136
				-
Total	136	\$ 74,845,101	\$ 39,469,032	\$ 35,376,069

Table represents all open maintenance and repair projects as of September 30, 2021.
Full detail of all projects by source of funds are available upon request.

COLUMBIA CAMPUS

E&G MAINTENANCE EXPENDITURES (EXPENDED AND PLANNED)

Fiscal Year	Maintenance Projects in 5 Year Plan	Maintenance Projects not in 5 Year Plan (<250k)	E&G Funding for Small Maintenance Projects	Total Annual Funding for E&G Maintenance	State CRF Funding (included in Total Amount)
2017-2018	34,840,944	5,623,072	2,369,530	42,833,546	3,500,000
2018-2019	1,481,772	4,690,958	2,350,907	8,523,637	-
2019-2020	44,175,000	950,718	2,377,600	47,503,318	5,000,000
2020-2021	5,635,000	1,845,000	2,401,026	9,881,026	-
2021-2022	18,035,000	3,475,658	2,458,571	23,969,229	-
2022-2023	39,175,000	-	2,507,742	41,682,742	20,350,000
Total	\$ 143,342,716	\$ 16,585,406	\$ 14,465,376	\$ 174,393,498	\$ 28,850,000

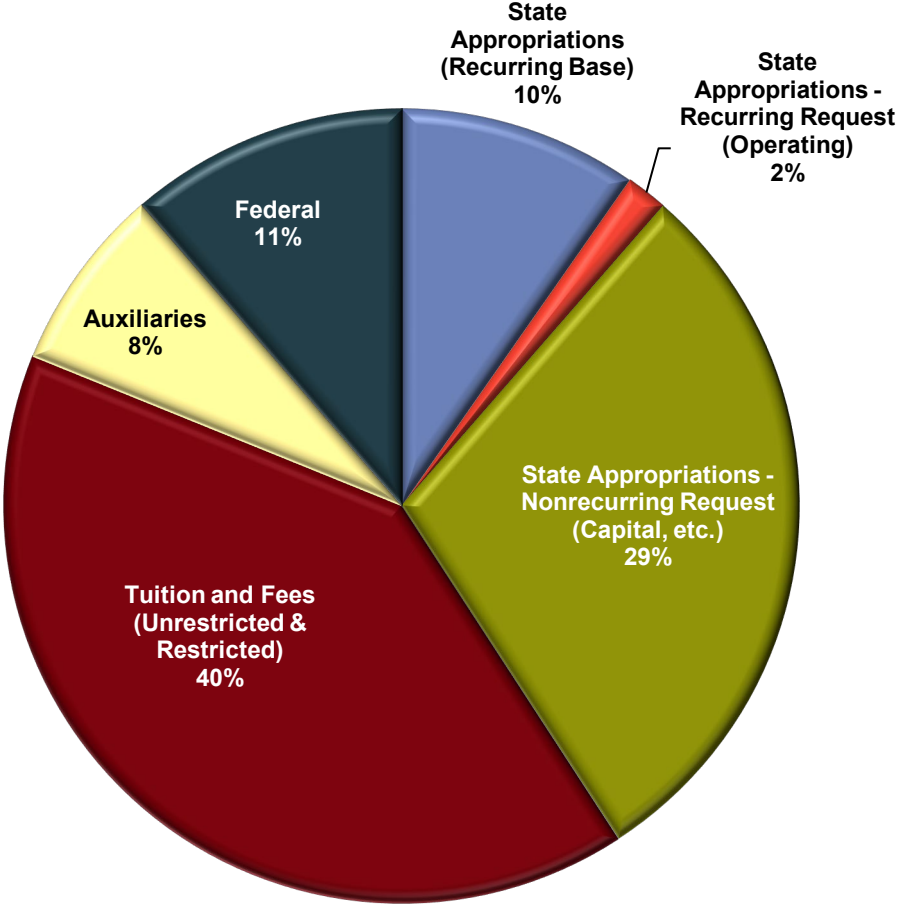
This Columbia Campus schedule is sourced from the institution's Five-Year Capital Improvement Plan; however, this schedule also accounts for smaller maintenance projects below \$250,000 that are not documented in the Plan and do not require Board approvals. Supporting notes are provided on the next slide.

COLUMBIA CAMPUS

E&G MAINTENANCE EXPENDITURES (EXPENDED AND PLANNED)

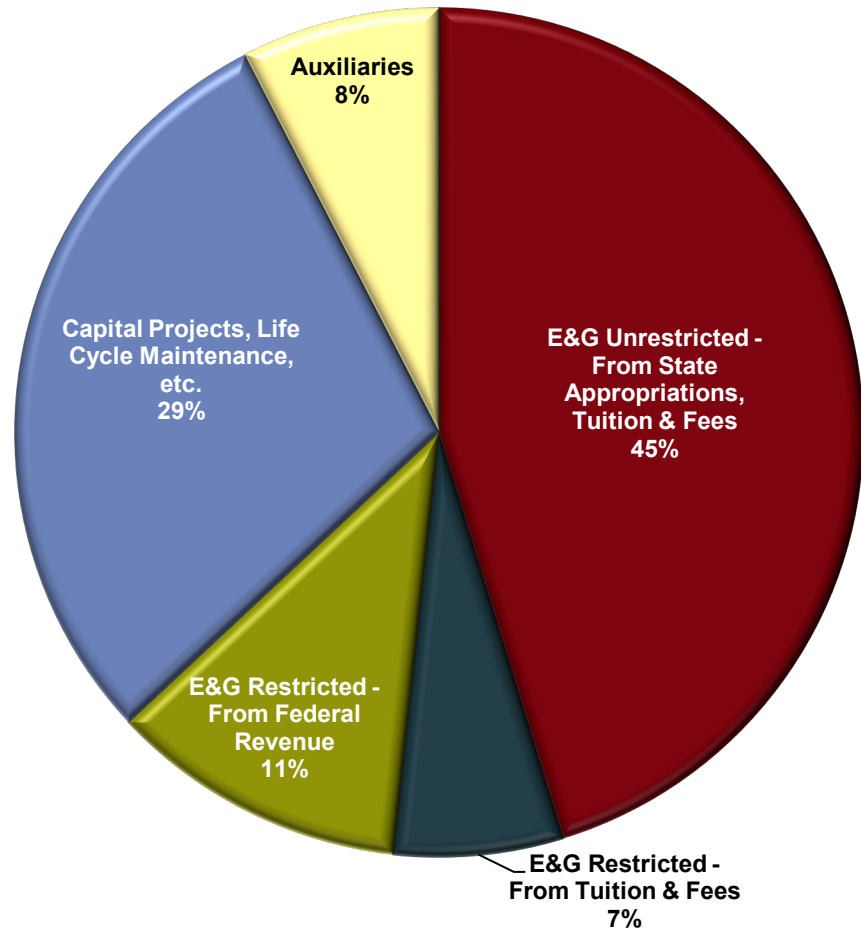
Fiscal Year	Notes
2017-2018	Only \$15M of the \$47M renovation to the old Law School has been counted toward deferred maintenance in this data. CRF funding for old Law School Renovation in FY15/16 budget.
2018-2019	Five Year Plan projects include: Barnwell Exterior Maintenance Project, roof replacements, and interior maintenance
2019-2020	Five Year Plan projects include: South Caroliniana Library Renovation, LeConte College Maintenance Renovation, Jones PSC Lab Renovation, and Swearingen. CRF funding for South Caroliniana Library Renovation in FY15/16 budget.
2020-2021	Quantity of projects affected by pandemic which slowed the expenditure of funds on capital projects in FY22. Five Year Plan projects include: Recurring annual Classroom Maintenance renovations, Coker Roof Replacement.
2021-2022	Five Year Plan projects include: West Energy Chiller Replacement (\$3.1M), numerous smaller utility maintenance infrastructure projects (\$2.7M), building envelope and roof maintenance projects (\$4.825M), HVAC and electrical building maintenance (\$2.85M), and other interior building maintenance projects (\$4.56M).
2022-2023	Five Year Plan projects include: Wardlaw College Envelope Renovation (\$4M), War Memorial Maintenance Renovation (\$4.4M), other building envelope and roof maintenance projects (\$18.1M), HVAC, electrical, and other interior building maintenance (\$12.7M)
General Notes	1. Most Five Year Plan data is based on approved budget amounts shown in the plan and include all hard and soft costs. The final actual cost of the project will typically be slightly less since there is often minor funding left at the end of a project. Older projects are calculated as actual expenses.
	2. Renovation work that occurs for purely functional reasons (i.e. not maintenance-focused work) or work that installs new systems, for example, the installation of a new sprinkler system in a building that does not currently have a sprinkler system, has not been included in the data for maintenance totals. These expenditures are in addition to the maintenance data shown above.
	3. State CRF/Lottery Funds are shown in the fiscal year in which they were predominantly expended and not in the earlier year in which they were appropriated. The \$20,350,000 of CRF funding appropriated in FY22 is expected to begin being expended on construction in the summer of 2022 and the amount is therefore allocated to year FY23 for the purposes of this spreadsheet.

SYSTEM ESTIMATED FY2023 REVENUES



USC System Budget		
Revenues		FY 22-23
State Appropriations (Recurring Base)	\$	224,178,694
State Appropriations - Recurring Request (Operating)		37,235,239
State Appropriations - Nonrecurring Request (Capital, etc.)		679,117,253
Tuition and Fees (Unrestricted & Restricted)		931,119,308
Auxiliaries		174,289,309
Federal		261,437,541
Total	\$	2,307,377,344

SYSTEM ESTIMATED FY2023 EXPENSES



USC System Budget		
Expenditures		FY 22-23
E&G Unrestricted - From State Appropriations, Tuition & Fees	\$	1,043,554,152
E&G Restricted - From Tuition & Fees		148,979,089
E&G Restricted - From Federal Revenue		261,437,541
Capital Projects, Life Cycle Maintenance, etc.		679,117,253
Auxiliaries		174,289,309
Total	\$	<u>2,307,377,344</u>

SYSTEM

FY2023 STATE BUDGET REQUEST

Request	Recurring	Capital/ Non-Recurring
UofSC SYSTEM		
UofSC Columbia & SOMs Request	\$ 56,047,000	\$ 508,000,000
UofSC Comprehensive Requests	13,668,039	149,400,253
UofSC Palmetto College Requests	2,520,200	21,717,000
TOTAL – UofSC SYSTEM	\$ 72,235,239	\$ 679,117,253

COLUMBIA COST SAVINGS

Columbia (Including Schools of Medicine) - \$4,293,376

Academic Units – \$2,446,313

- ☐ Forego hiring ten faculty and fifteen staff.
- ☐ Reduction would negatively impact student / faculty ratio.
- ☐ May result in fewer course offerings.
- ☐ Evening programs would reduce temporary faculty and/or adjuncts and course offerings.

Service Units – \$1,204,901

- ☐ Reduce student employees and temporary staff.
- ☐ Campus Safety Officer program likely eliminated.
- ☐ Transportation services impacted.
- ☐ Marketing reductions.

Schools of Medicine – \$572,755

- ☐ Eliminate four positions including three within Human Resources.
- ☐ Reduction would place an additional burden on remaining staff and lead to delays in the processing of time-sensitive payroll documents, as well as impede the academic units' timeliness in resolving HR matters.

Special Items (Per State Appropriation Act) – \$69,407

- ☐ Law Library, Small Business Development Center and Palmetto Poison Center.

COMPREHENSIVE & PALMETTO COLLEGE COST SAVINGS

Aiken – \$367,702

- ☐ Reduce Funding for Education and Analysis of Emergent Trends in Accreditation/Compliance and Other Risk Areas - \$100,000.
- ☐ Reduce Funding for Student Retention, Progression and Graduation Efforts - \$100,000.
- ☐ Reduce Funding Intended to Support/Seed New Academic Programs - \$100,000.
- ☐ Reduce Support for Campus Maintenance/Renewal Projects - \$67,702.

Beaufort – \$248,445

- ☐ Reduce travel and support for faculty and staff professional development.
- ☐ Reduce number of academic class sections and increase class size.
- ☐ Reduce Library operating hours.
- ☐ Reduce temporary and student employee hours campus-wide.
- ☐ Reduce marketing, promotion and recruitment activities.
- ☐ Reduce cell phone users/usage campus-wide.
- ☐ Reduce supplies.

Upstate – \$542,738

- ☐ Reduce support for campus maintenance and renewal projects - \$250,000.
- ☐ Reduce adjunct faculty across academic departments - \$108,992.
- ☐ Hold on replacement of a vacant faculty position - \$183,746.

Palmetto College – \$424,527

- ☐ Reduce instructional support by campus:
 - **Lancaster:** \$136,116
 - **Salkehatchie:** \$85,047
 - **Sumter:** \$140,372
 - **Union:** \$62,992

REDUCING COST AND BURDEN TO BUSINESS AND CITIZENS

University of South Carolina System

- ☐ The University does not have regulations that pertain to business operations. Nor does the University have regulations that pertain to citizens in general. The University has taken steps over the last several years to assist students in obtaining a degree in a timely manner and to minimize the overall cost of obtaining a quality education.
- ☐ Providing a quality workforce to the businesses within the State is a vital aspect of continuous economic development. The savings to citizens and business of the state are incalculable.
- ☐ Highlights of a recent study found that UofSC has a total economic impact (all 8 campuses statewide) of approximately \$5.5 billion when measured in terms of annual state output. The system supports over 60,000 jobs statewide and returns \$219 million annually to the state in tax revenue.
- ☐ Palmetto College Online was designed to make Bachelors completion degrees more accessible and affordable for in-state place bound residents. The number of programs continues to grow each year thereby reducing the need for residents to choose the more expensive “for-profit” online college. Centralizing distance learning efforts for the UofSC System helps contain costs associated with program startup, marketing and admissions.
- ☐ The “On Your Time” initiative was designed to give students a greater opportunity to complete their degrees in less time and reduce overall tuition costs and loan debt. Research shows that the key driver of student debt is taking longer than 8 semesters to graduate. Since the creation of the “On Your Time” initiative, the four-year graduation rate has increased by 7 percentage points.
- ☐ System improvements include recent implementation of Banner which is an enterprise student information system. Key features include integrated admissions, financial aid, registration, and student account system processes. Banner implementation is a major customer service upgrade.

SYSTEM PROVISO REQUESTS

Higher Education Repair and Renovation Fund

- ❑ The UofSC System supports the creation of a statewide dedicated “Higher Education Repair and Renovation Fund” that would provide the state’s 33 public colleges and universities a modest but predictable source of recurring state funding to be utilized for the exclusive purpose of maintaining (through repair and renovation – not new construction) college and university education related facilities.

State’s Lottery Investment in Access and Affordability

- ❑ The USC System supports the continued increased funding of Need Based financial aid funded from Lottery. UofSC respectfully requests a modest increase to the amount of need-based aid provided to college students participating in the CarolinaLIFE (or in one of the four other similar programs throughout the state) which is currently capped at \$350,000 statewide pursuant to proviso 11.12. The request increases the cap to \$700,000.

IDC Waiver for Teaching and Training Grants

- ❑ The USC System supports a modest increase to current exemption level for non-research grants from \$200,000 to the first \$500,000 provided that the grant is used in support of the mission of another state agency or unit of government. The last increase was instituted in 1999. Currently, the state collects IDC earned on teaching and training grant awarded to colleges and universities (a requirement that is largely unique to S.C.).

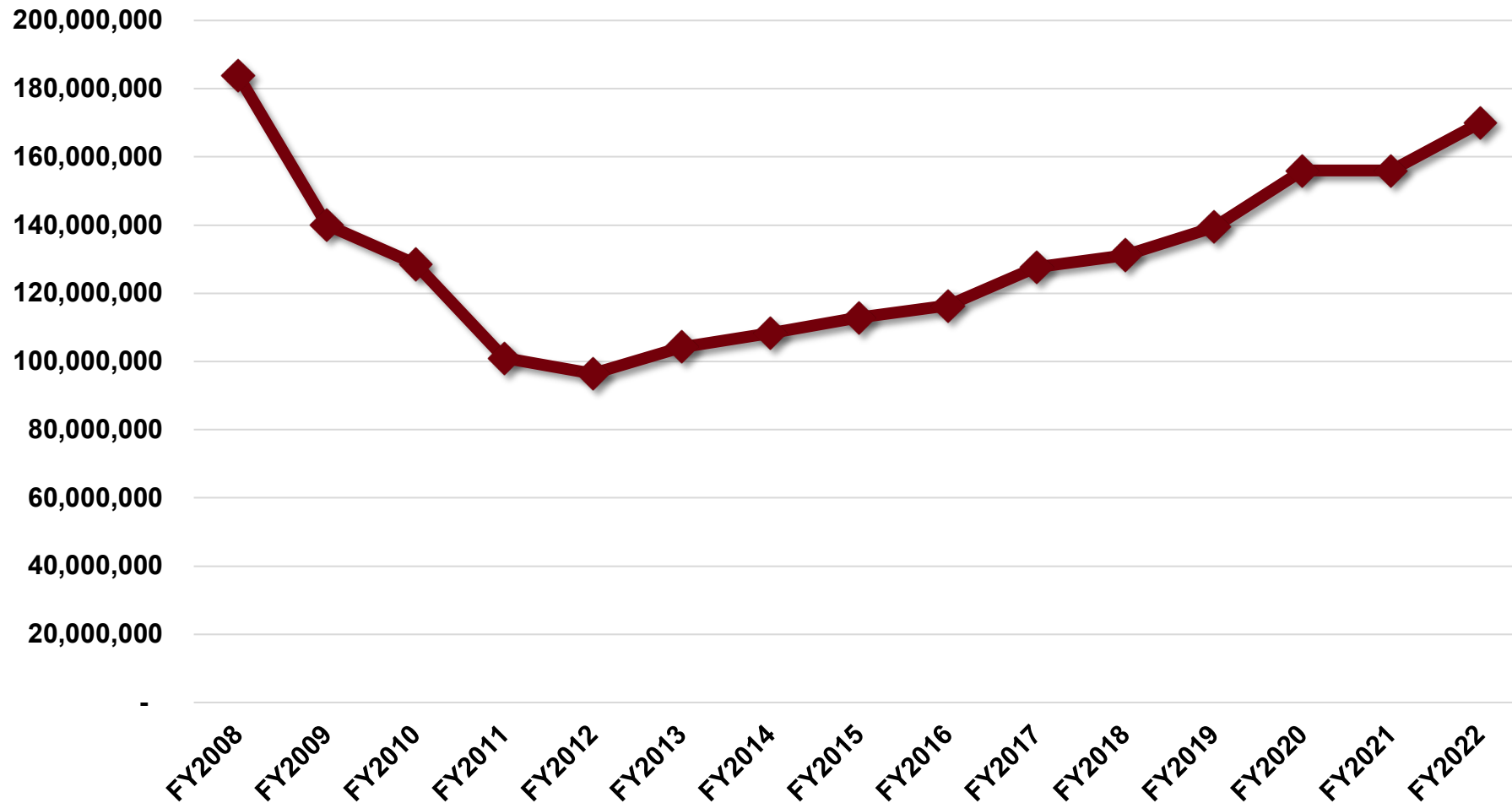


UNIVERSITY OF
South Carolina

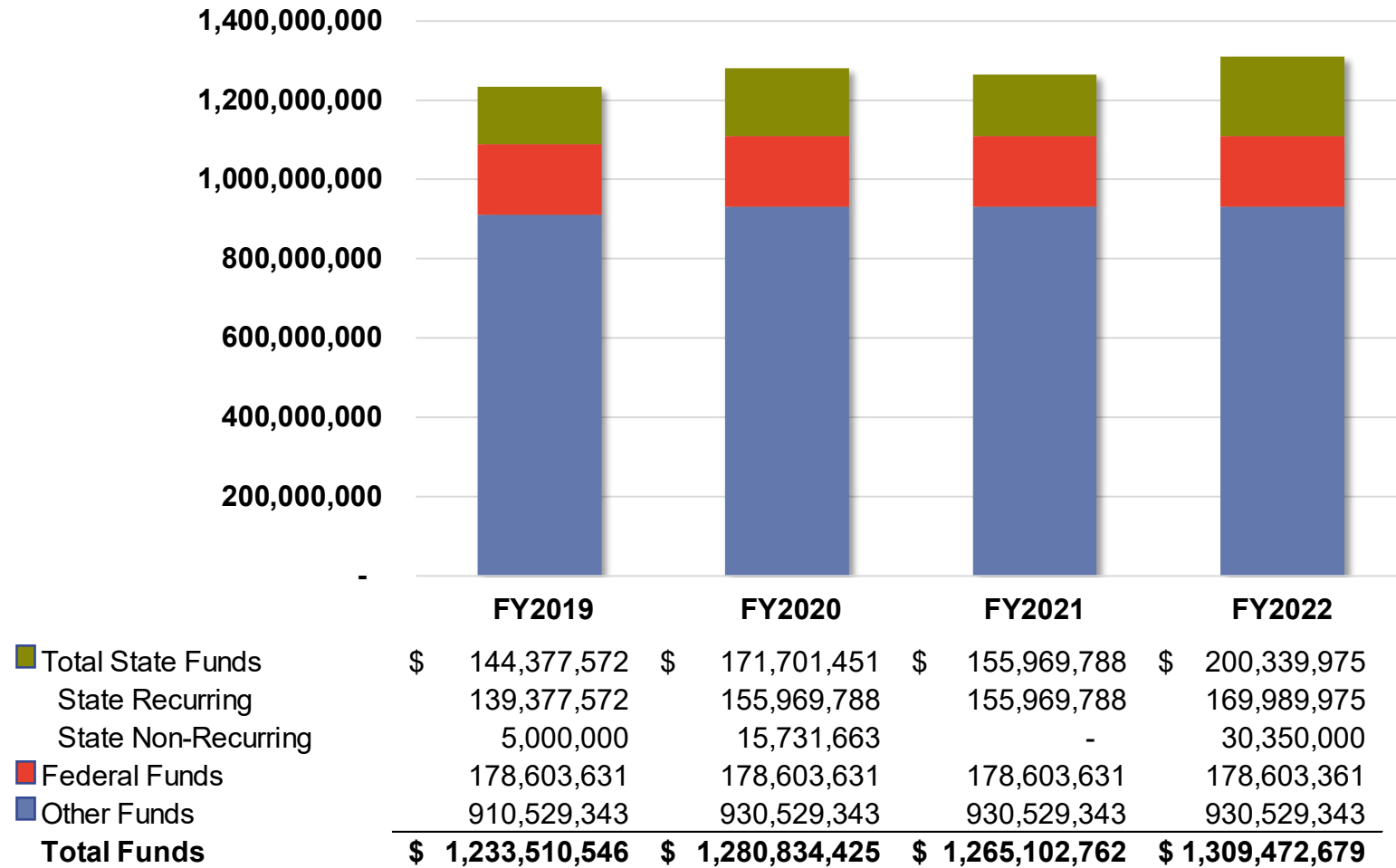


Columbia

COLUMBIA STATE APPROPRIATIONS

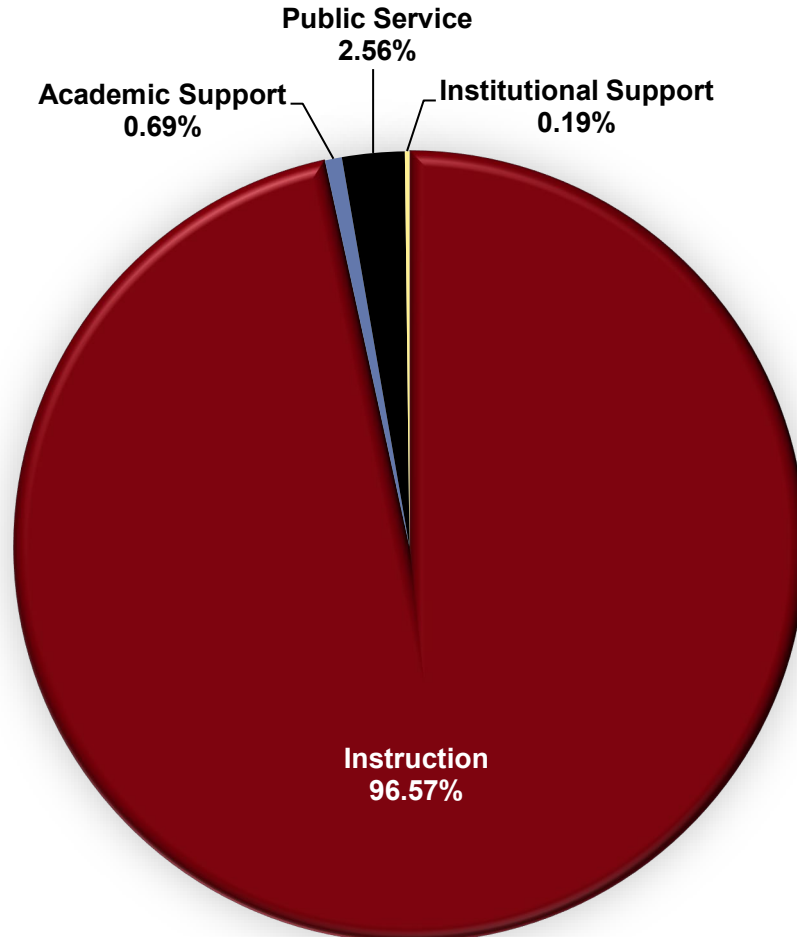


COLUMBIA STATE BUDGET HISTORY



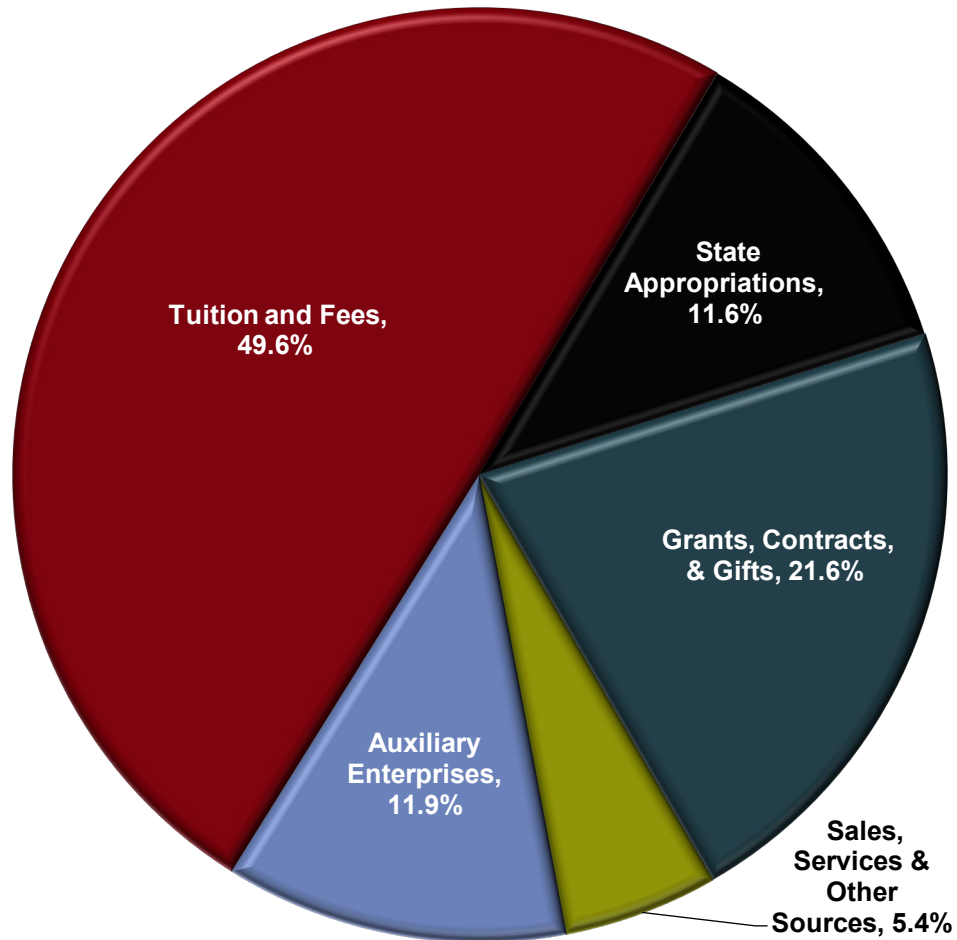
COLUMBIA

FY2022 STATE APPROPRIATION DETAIL



USC Columbia FY2022 State Appropriations	
President	\$ 316,200
Classified Positions	25,169,445
Unclassified Positions	100,618,813
Fringe Benefits	36,371,944
Law Library	1,170,076
Small Business Development Center	791,734
Palmetto Poison Center	351,763
Child Abuse & Neglect Medical Response Program	3,200,000
Other Operating Expenses	2,000,000
Total USC Columbia (Including SOMs)	<u>\$ 169,989,975</u>

COLUMBIA & SOMs TOTAL CURRENT FUNDS



USC Columbia & SOMs Budget FY 2021-2022 Revenues

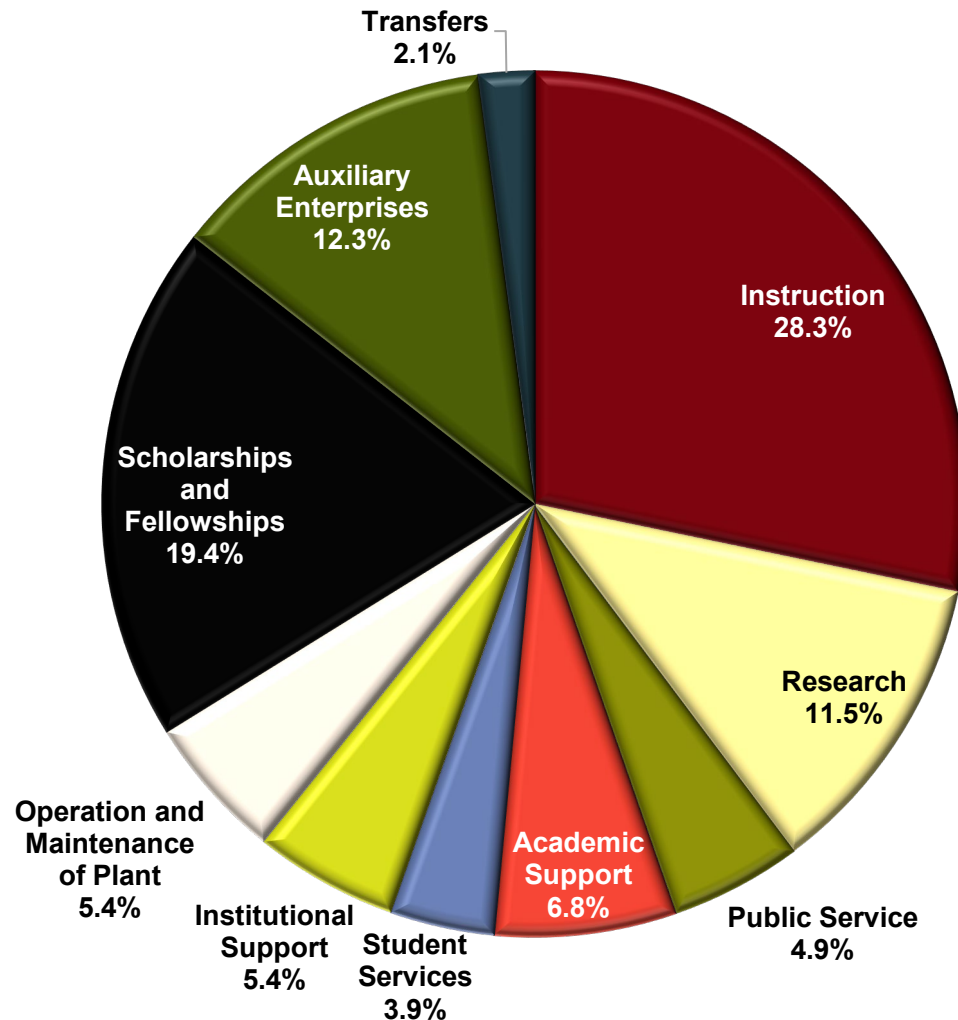
Unrestricted Funds

E & G	\$ 940,885,815
Auxiliaries	\$ 205,610,184
Unrestricted Total	\$ 1,146,495,999

Restricted Funds

E & G	\$ 312,071,511
Auxiliaries	\$ -
Restricted Total	\$ 312,071,511
Use of Fund Balance	\$ 20,132,941
TOTAL SOURCES	\$ 1,478,700,451

COLUMBIA & SOMs TOTAL CURRENT FUNDS

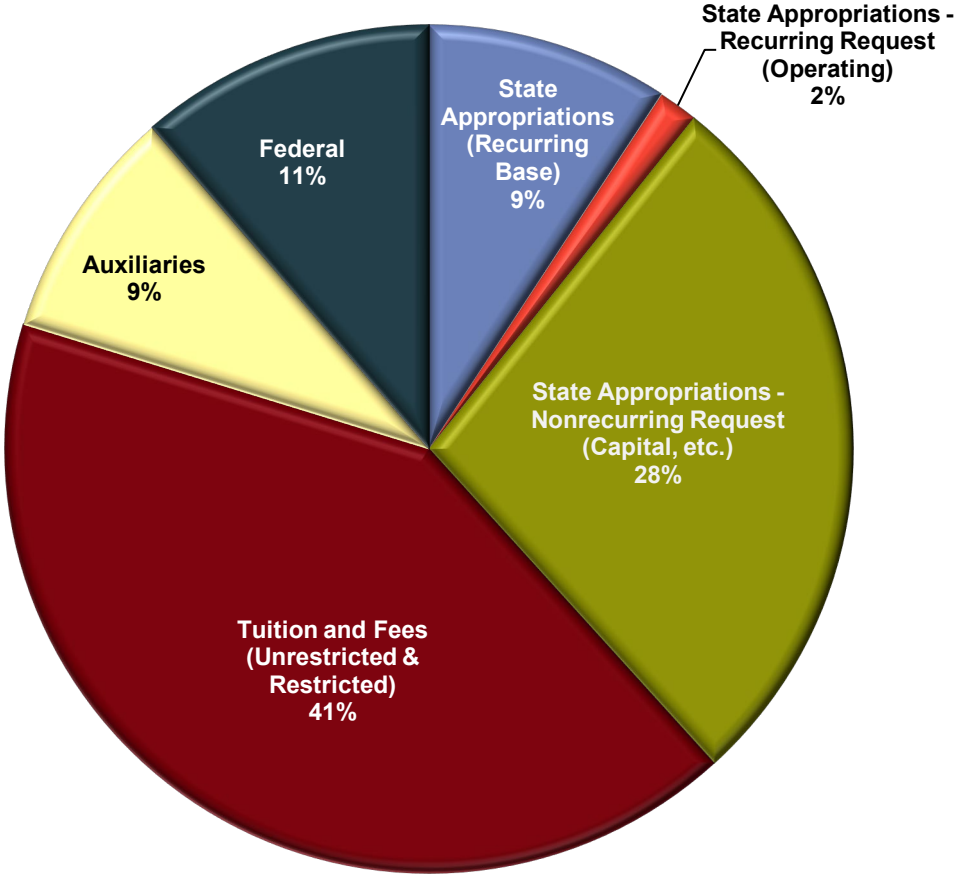


USC Columbia & SOMs Budget FY2021-2022 Expenditures

Instruction	\$ 417,736,851
Research	170,643,791
Public Service	72,517,840
Academic Support	100,502,689
Student Services	57,759,694
Institutional Support	79,430,004
Operation and Maintenance of Plant	79,815,137
Scholarships and Fellowships	287,022,709
Auxiliary Enterprises	182,488,979
Transfers	30,782,757
TOTAL EXPENDITURES	<u>\$ 1,478,700,451</u>

COLUMBIA

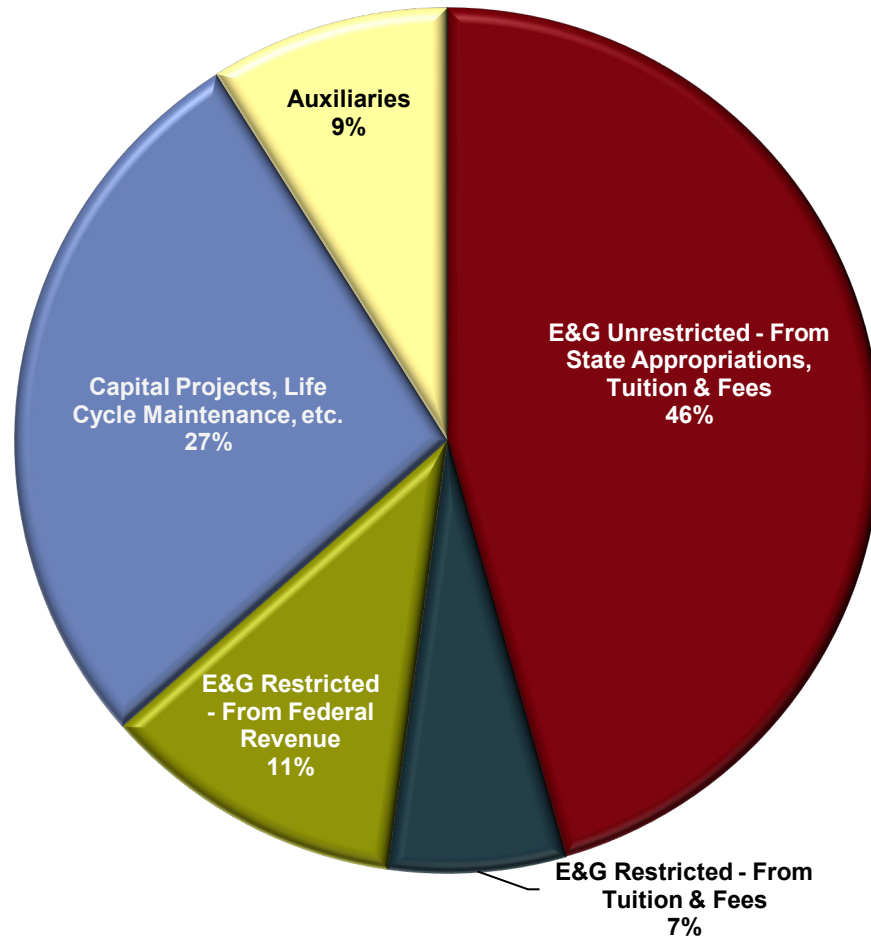
ESTIMATED FY2023 REVENUES



USC Columbia Budget		
Revenues		FY 22-23
State Appropriations (Recurring Base)	\$	169,989,975
State Appropriations - Recurring Request (Operating)		28,047,000
State Appropriations - Nonrecurring Request (Capital, etc.)		508,000,000
Tuition and Fees (Unrestricted & Restricted)		765,375,806
Auxiliaries		165,153,537
Federal		208,603,631
Total	\$	1,845,169,949

COLUMBIA

ESTIMATED FY2023 EXPENSES



USC Columbia Budget		
Expenditures		FY 22-23
E&G Unrestricted - From State Appropriations, Tuition & Fees	\$	840,952,652
E&G Restricted - From Tuition & Fees		122,460,129
E&G Restricted - From Federal Revenue		208,603,631
Capital Projects, Life Cycle Maintenance, etc.		508,000,000
Auxiliaries		165,153,537
Total	\$	1,845,169,949

COLUMBIA

FY2023 STATE BUDGET REQUEST

Request	Recurring	Capital/ Non-Recurring
Access and Affordability for In-State Students Tuition Mitigation Funding	\$ 14,807,000	
Recruiting & Retaining Educators in High-Need Communities	4,680,000	
School of Law: Public Service Initiatives	4,560,000	
Palmetto College: Program expansion	2,000,000	
Increase Federal Funds Authorization	30,000,000	
Health Sciences Campus		\$ 245,000,000
College of Nursing Expansion		23,000,000
Tucker Center Acquisition		9,000,000
IT and Utility Infrastructure		128,500,000
Specific Maintenance		102,500,000
TOTAL – USC Columbia	\$56,047,000	\$ 508,000,000



South Carolina

COLUMBIA

FY2023 STATE BUDGET REQUEST

Recurring Appropriations

Access and Affordability for In-State Students: Tuition Mitigation Funding - \$14,807,000

- ☐ The top budget priority for the University of South Carolina System remains continuing to partner with the state to invest in predictable funding to mitigate against annual tuition increases.
- ☐ These funds would enable the System to offset a portion of the rise in basic inflationary costs it faces, state mandates such as pension, health insurance, cost of living adjustments, and strategic initiatives to improve access to higher education for students across South Carolina.

Recruiting and Retaining Educators and Health Professionals for High-Need Communities in South Carolina - \$4,680,000

- ☐ The University of South Carolina's College of Education (COE), in collaboration with Palmetto College, and anchored in the efforts of ALL4SC and SC-TEACHER, proposes to develop an integrated data based, systems approach to recruiting and retaining educators, and other health and education professionals, for high need schools and communities in South Carolina.

Palmetto College Recurring Operating Funding - \$2,000,000

- ☐ Recurring funding would be used to expand programs and offerings by hiring faculty and support staff to increase Palmetto College's ability to reach and recruit new students, including active-duty military, in every part of the state.

COLUMBIA

FY2023 STATE BUDGET REQUEST

Recurring Appropriations

School of Law: Public Service Initiatives - \$4,560,000

- ❑ The School of Law seeks funding for six critical initiatives to expand collaboration and research with the state of South Carolina and create partnerships to integrate student community service with the public and private sectors.
 - ❑ 1) The Veterans Legal Clinic was created to provide support for the unmet legal needs of veterans and to educate students to become knowledgeable attorneys with the skills to assist veteran populations.
 - ❑ 2) The SC Institute for Family Businesses will work to enhance the resilience of SC family businesses by offering programs in key areas to safeguard and expand family business ownership in historically underrepresented and disadvantaged communities.
 - ❑ 3) The Health Law Programs will educate professionals by offering a master's degree and certificate program in healthcare compliance to mitigate waste and prevent fraud in healthcare.
 - ❑ 4) Carolina Health Advocacy Medico-legal PartnerShip (CHAMPS) is a partnership with the UofSC School of Medicine and Prisma Health to address social determinants of children's health and reduce these vulnerabilities.
 - ❑ 5) The SC Law Institute would provide expert evaluation of proposed laws to determine their fit with existing SC law and assess the proposed laws impact and consequences.
 - ❑ 6) The Access to Justice Initiatives train law students in such areas as domestic violence, juvenile justice and education rights. Through our legal clinics and Pro Bono Program, our students assist indigent South Carolinians in eviction proceedings, minor criminal offenses, debt collection, and eligibility for medical and other benefits.



South Carolina

COLUMBIA

FY2023 STATE BUDGET REQUEST

Federal & Other Funds Authorization

Federal Funds Authorization - \$30,000,000

- ❑ The University of South Carolina is experiencing growth in both enrollment and research activity. UofSC's federal funds are not only comprised of federal research dollars, but also Student Financial Aid (mostly Pell Grants, but also work study, SEOG and Teach grants). This request supports both enrollment and research growth for UofSC.

COLUMBIA

FY2023 STATE BUDGET REQUEST

Capital Appropriations

Health Sciences Campus - \$245,000,000

- ☐ The University is grateful to the State for its partnership in the Health Sciences project through its commitment of \$55M in previous appropriations. With this \$300 million project, the University recognizes its role in supporting the healthcare needs in the State of South Carolina where more than half its medical graduates remain in the Palmetto state and serve rural and underserved areas more than any school in the country. This request is an exemplary candidate for American Rescue Plan, utilizing federal dollars for our state's healthcare needs.

College of Nursing Expansion - \$23,000,000

- ☐ The College of Nursing cannot expand the student body in the current facility. The nursing program is a highly ranked program and student applications demonstrate a high demand to enroll in the program. Nursing is considered to be a field that requires growth in qualified graduates. The existing building has been improved and use has been optimized with recent renovations.
- ☐ Expand the Williams-Brice College of Nursing Building by replacing a two-story classroom wing with a new 45,460 gross square foot, four-story, classroom and faculty office structure. The expansion would occur on university property on the north side of the existing College of Nursing Building in the Humanities quadrangle.

Tucker Center Acquisition - \$9,000,000

- ☐ Ownership by UofSC would maintain state control of the property and provide land for expansion of the Health Sciences Campus while enabling SCDMH to continue their mission.
- ☐ Work with the State of South Carolina to develop a plan to methodically transfer state property being used by the Department of Mental Health located at 2150 Harden Street.

COLUMBIA

FY2023 STATE BUDGET REQUEST

Capital Appropriations

Utility Infrastructure - \$104,900,000

- ❑ Establish a new dedicated electrical substation to provide electricity to the campus. Having a significant portion of the campus served by only one substation creates a condition of vulnerability for the campus whenever the Pendleton Street campus is affected by natural or man-made events that cause a loss of service.
- ❑ Replace approximately half of the outdated 8320-volt underground electrical infrastructure and pad-mounted transformers that provide electricity to the majority of the campus buildings. The electrical infrastructure is among the highest priorities to replace for reasons of safety and reliability. The 8320-volt system is outdated and it is very difficult to get 8320 transformers as they are no longer readily available.
- ❑ In 2020 and 2021, the campus commissioned an engineering firm to identify, master plan, and prioritize utility priorities. There is a list of over 100 priorities totaling \$151 million.

Technology Infrastructure - \$23,600,000

- ❑ Update AV/IT equipment in approximately 200 classrooms-\$4,500,000.
- ❑ Create secure storage for High Performance Computing platforms to support Carolina Enclave for Secure Research (CESR); Molecular Dynamics, Physics, Computational Fluid Dynamics and other HPC programs-\$2,000,000.
- ❑ Improve coverage and density of Network/Wireless Infrastructure in academic and administrative buildings-\$6,500,000.
- ❑ Upgrade to RingCentral Unified Communication solution for the telephony infrastructure due to end of life of current Avaya switch- \$600,000.
- ❑ Create a High-Performance Computing (HPC) plan to specifically support research computing needs through a Performance Optimized Data Center (POD)-\$10,000,000.

COLUMBIA

FY2023 STATE BUDGET REQUEST

Capital Appropriations

Jones Research Center Renovation - \$6,000,000

- ❑ The project will renovate the vacated third floor of the Jones PSC building to become a center for inter-disciplinary research. The area of renovation is 10,000 square feet and is currently configured as old chemistry teaching labs that have been replaced with a recently renovated facility. The upfit for research will be modernized to provide shared lab space and shared equipment to be more economical and foster inter-disciplinary research among the sciences. The renovation will include hazardous material abatement, new mechanical systems, new electrical infrastructure, and new finished throughout.
- ❑ The 50-year-old space is vacated and desperately needs to be modernized to serve the academic and research mission of the university. Research space is limited on the campus and is preventing the recruitment of faculty that would not only teach but would also pursue federal research grants. The condition of many labs on campus is outdated and the project will present a modern model for research.

Science and Technology Building East Tower Upfit and Renovation - \$19,000,000

- ❑ The Science and Technology Building is comprised of two towers separated by a public lobby space. The west tower was upfit for chemistry teaching labs completed in 2020. The 50,000 square foot, three story, east tower remains a shell ready for renovation as academic space. The project is envisioned to provide general classrooms and faculty offices. The renovation must provide new mechanical and electrical systems, renovate toilet rooms, replace an elevator, and provide new finishes throughout. The project will complete the adaptive reuse of the building in a location where new classrooms will be especially impactful to the university's mission.
- ❑ Generally, more classrooms are needed at the western district of the campus. Additional general classrooms that are well-equipped with the most modern AV/IT infrastructure will benefit numerous academic programs.

COLUMBIA

FY2023 STATE BUDGET REQUEST

Capital Appropriations

Coker College Maintenance Renovation - \$35,000,000

- ❑ The project will provide a comprehensive renovation of the 186,000 gross square foot structure that was constructed in 1975. The building houses academic and research programs within the College of Pharmacy and departments within the College of Arts and Sciences. The renovation will replace aged mechanical and electrical infrastructure that is original to the 46-year-old building. Worn interior finishes will also be replaced and certain life safety and accessibility upgrades will be implemented.
- ❑ Coker College has only had localized maintenance over the past few decades that included a recent roof replacement, envelope repairs, and mechanical and electrical upgrades. A more comprehensive renovation is needed to elevate the condition of the building to be more consistent with other academic and research facilities on the campus.

Student Union Renovations/Expansion - \$25,000,000

- ❑ Renovate areas within the Russell House for modernization and implement life safety improvements to conform with modern building codes. The project would address the ballroom, meeting rooms, other public areas, and staff support areas. Building mechanical HVAC systems and the roof would also be replaced to address maintenance needs. The project may also replace or expand some portions of the building.
- ❑ The Russell House is a very old building as compared to most Student Unions at comparable universities. The building requires extensive renovation to optimize its ability to serve a student body that has grown tremendously since the last expansion was constructed in the 1970s. Maintenance needs are extensive. The building is in the correct location on campus so maintaining the site for use as a student union is considered most prudent.

COLUMBIA

FY2023 STATE BUDGET REQUEST

Capital Appropriations

South Main Street Renovations/Expansion - \$3,000,000

- ❑ The university has been working with the SCDOT for two years to renovate four blocks of Main Street between Pendleton Street and Blossom Street. The project includes federal matching funds, county funding, and university funding. Recent cost escalation has caused the scope of the project to be reduced to three blocks. This project would improve the block between Devine Street and Blossom Street to make street crossing safer and extend the bike lanes and sidewalks to be improved matching the work north of Devine Street in the original project. The project will also bury overhead powerlines. Design costs are accommodated in the original project.
- ❑ The project will complete the improvements in the Main Street corridor along which USC has residential and academic buildings.

814 & 816 Henderson Street Building Renovations - \$4,000,000

- ❑ The 814 and 816 Henderson Street buildings are two abandoned historic houses that are in advanced states of disrepair and are currently not capable of supporting occupancy. They are in the east campus district adjacent to academic and support facilities. The project will comprehensively renovate the two structures. Work will include roof, window and wood-sided envelope repair, new MEP infrastructure, and new finishes throughout. Accessibility challenges will also be mitigated.
- ❑ The university needs additional space for academic support units in this area of the campus. The houses are sufficiently sized to enable many medium-sized support units to be accommodated within. The houses are historic so removing them or allowing them to continue deteriorating is not a realistic alternative.

COLUMBIA

FY2023 STATE BUDGET REQUEST

Capital Appropriations

Blatt PE Center Renovation - \$5,000,000

- ☐ The project will address maintenance needs at the concrete wall panels and make modest interior functional improvements. The concrete wall panels are separating from the building structure and allowing moisture to intrude into the building. Interior renovations will replace finishes and renovate areas to be repurposed.
- ☐ The Blatt Physical Education Building is approximately 50 years old and the exterior walls require maintenance. Blatt is undergoing some functional transition as Student Services is refocusing their mission and areas of Blatt are available for repurposing to new academic missions to be determined in the near future.

Thomas Cooper Library Renovation - \$5,500,000

- ☐ The project will modernize the first floor of the Thomas Cooper Library with security and technology infrastructure. Work will include electronic security pass gates at the entrance, reconfiguration of the circulation desk area, creation of modern classroom/meeting spaces, replacement of worn finishes, and new LED lighting. The entrance doors will also be replaced as they are becoming nearly impossible to repair and maintain in good working order.
- ☐ The library receives thousands of visitors daily and the space lacks the security and technological accommodations of a modern collegiate library. The library is a building that contributes to first impressions for visiting students and parents and the main first floor is much in need of updating.

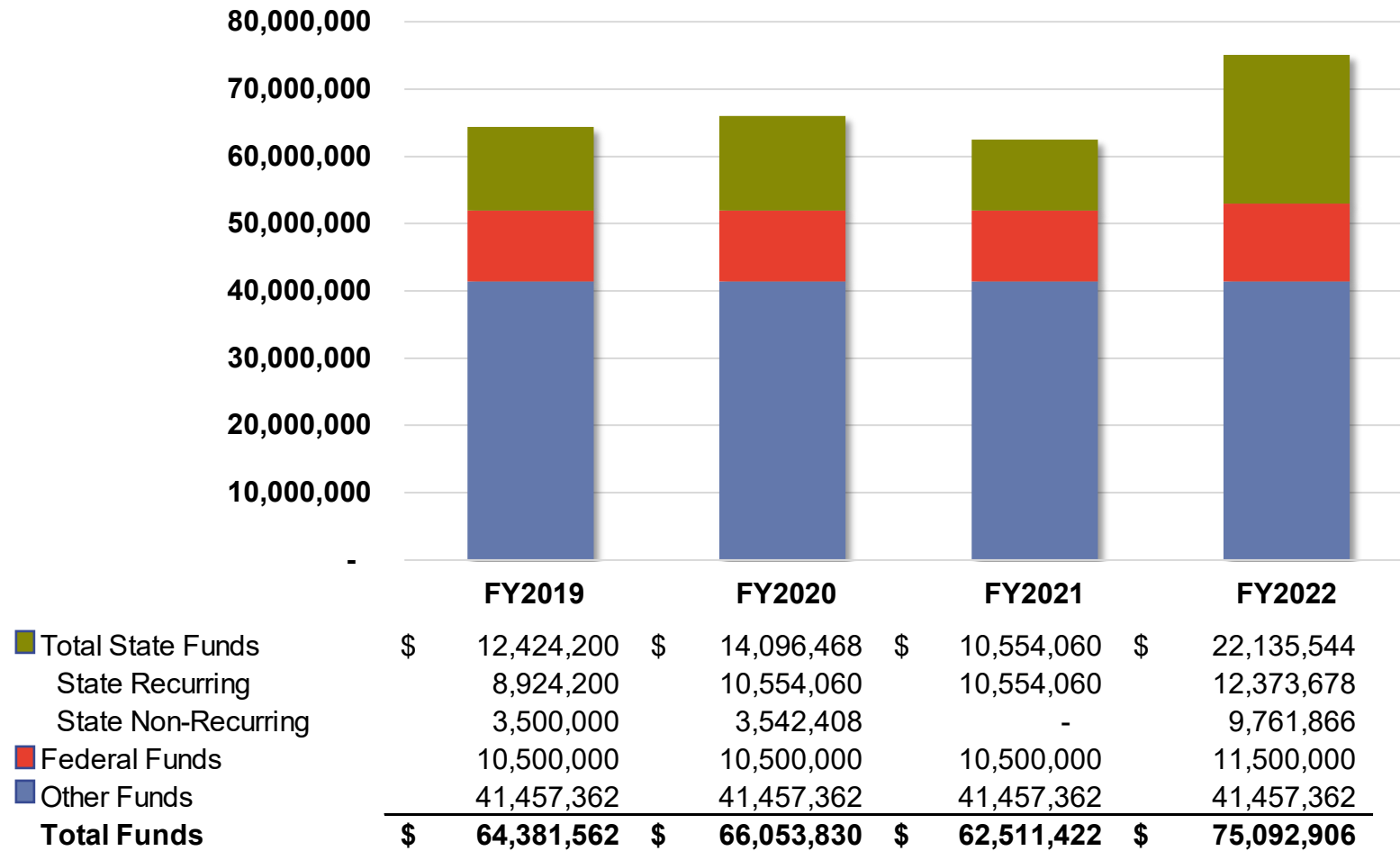


UNIVERSITY OF
South Carolina
AIKEN




South Carolina

AIKEN STATE BUDGET HISTORY



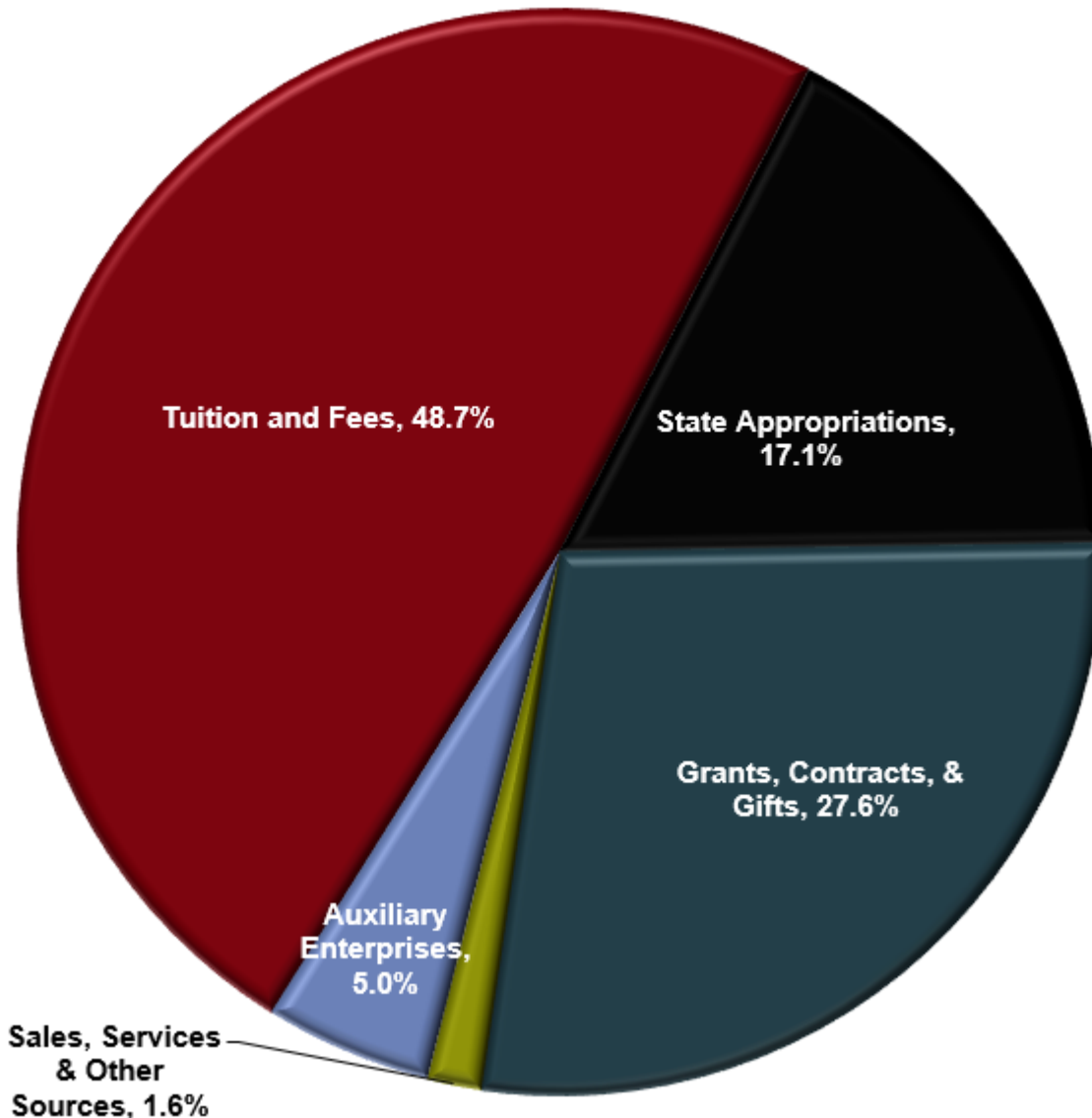
AIKEN

FY2022 STATE APPROPRIATION DETAIL



USC Aiken	
FY2022 State Appropriations	
Classified Positions	\$ 694,100
Unclassified Positions	9,391,920
Fringe Benefits	2,287,658
Total USC Aiken	<u>\$ 12,373,678</u>

AIKEN TOTAL CURRENT FUNDS



USC Aiken Budget FY 2021-2022 Revenues

Unrestricted Funds

E & G	\$ 48,336,473
Auxiliaries	\$ 3,549,000
Unrestricted Total	\$ 51,885,473

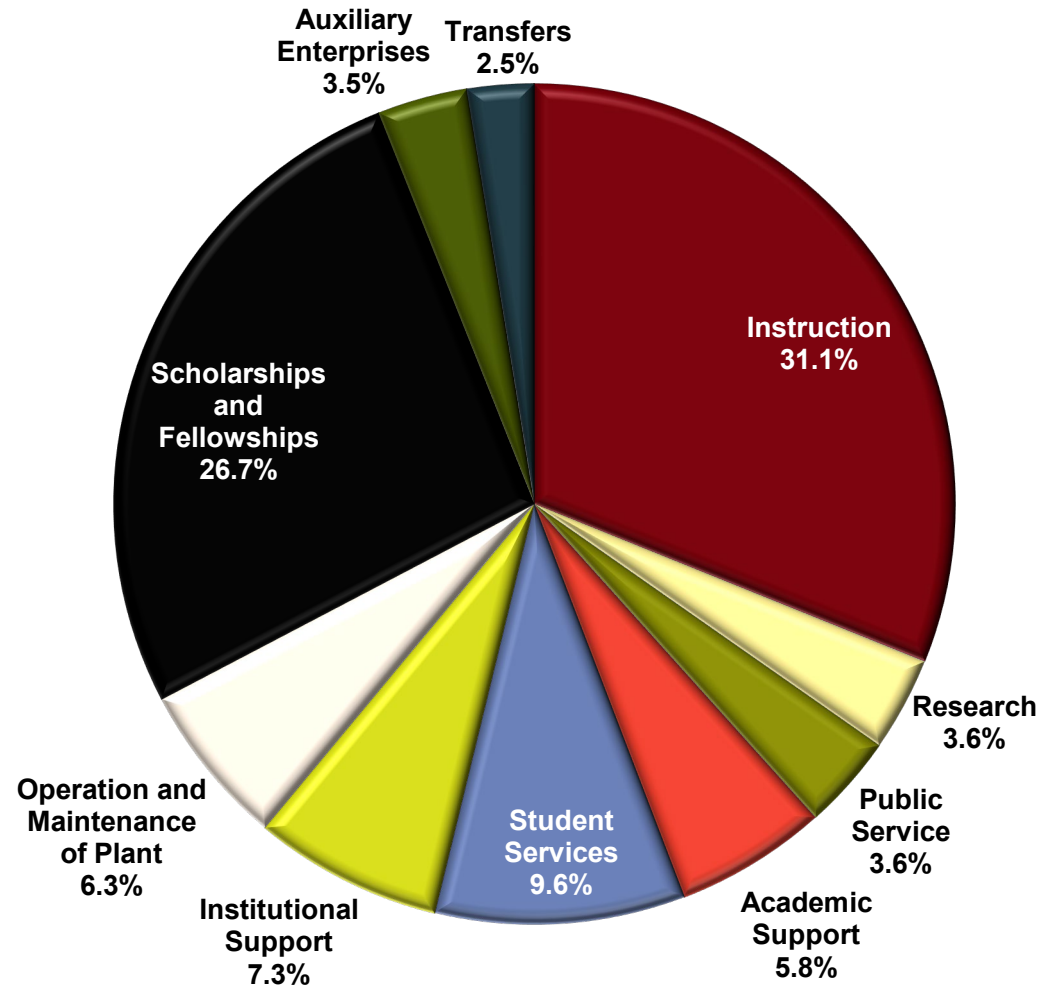
Restricted Funds

E & G	\$ 19,591,026
Auxiliaries	\$ -
Restricted Total	\$ 19,591,026
Use of Fund Balance	\$ 212,594
TOTAL SOURCES	\$ 71,689,093



South Carolina

AIKEN TOTAL CURRENT FUNDS

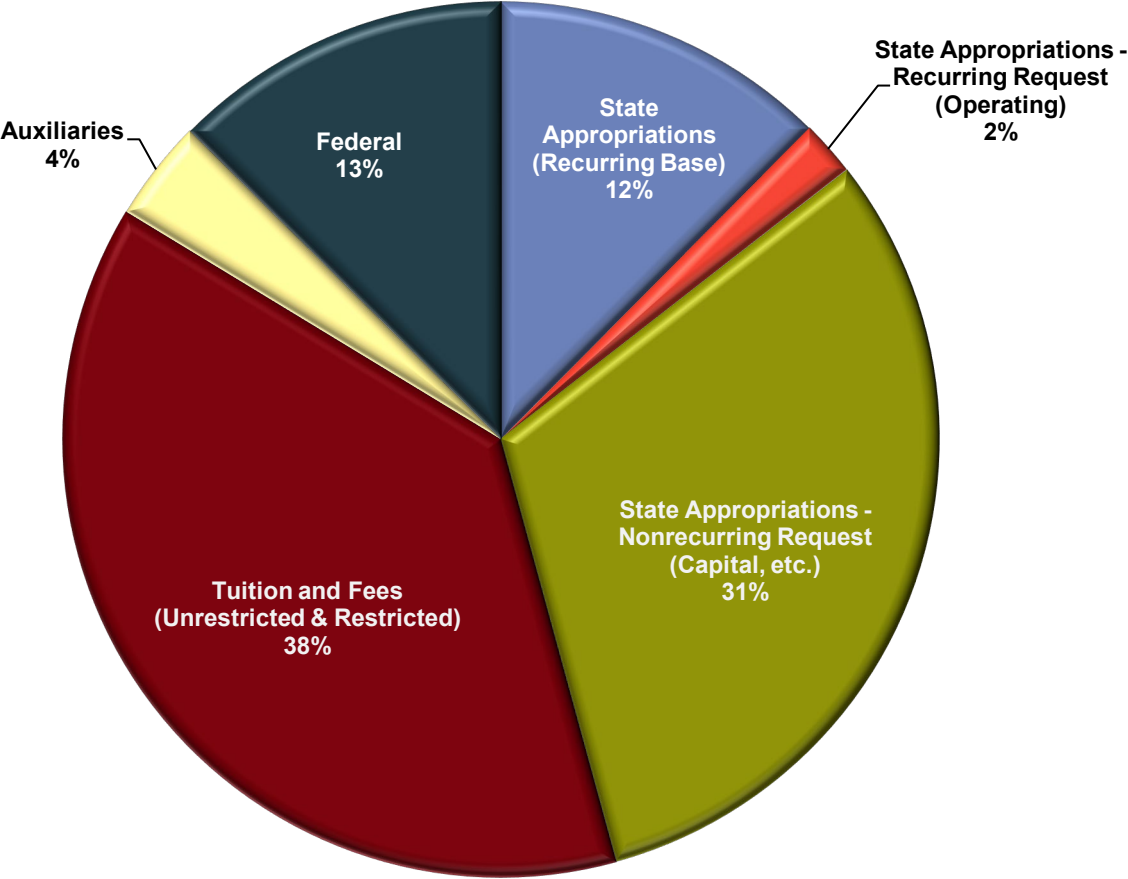


USC Aiken Budget FY2021-2022 Expenditures

Instruction	\$ 22,296,942
Research	2,588,822
Public Service	2,608,223
Academic Support	4,190,200
Student Services	6,881,860
Institutional Support	5,199,483
Operation and Maintenance of Plant	4,497,362
Scholarships and Fellowships	19,109,591
Auxiliary Enterprises	2,490,810
Transfers	1,825,800
TOTAL EXPENDITURES	\$ 71,689,093

AIKEN

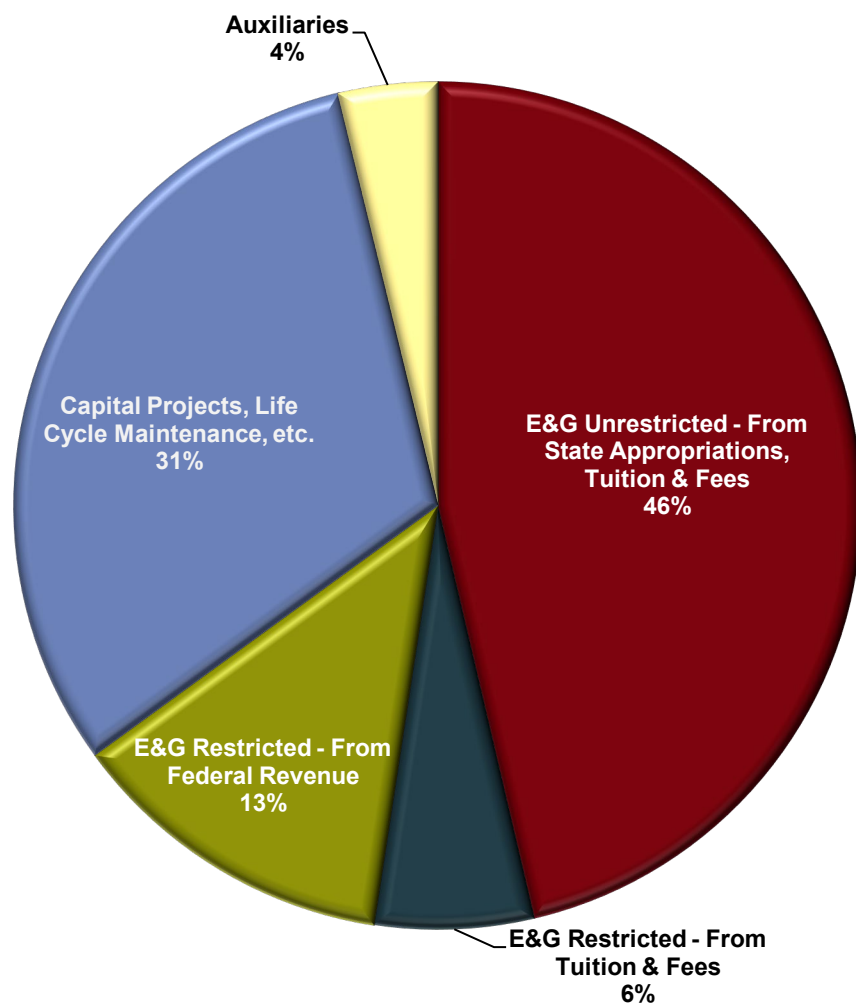
ESTIMATED FY2023 REVENUES



USC Aiken Budget		
Revenues		FY 22-23
State Appropriations (Recurring Base)	\$	12,373,678
State Appropriations - Recurring Request (Operating)		2,024,000
State Appropriations - Nonrecurring Request (Capital, etc.)		31,100,000
Tuition and Fees (Unrestricted & Restricted)		37,729,860
Auxiliaries		3,727,502
Federal		12,500,000
Total	\$	99,455,040

AIKEN

ESTIMATED FY2023 EXPENSES



USC Aiken Budget		
Expenditures		FY 22-23
E&G Unrestricted - From State Appropriations, Tuition & Fees	\$	46,090,760
E&G Restricted - From Tuition & Fees		6,036,778
E&G Restricted - From Federal Revenue		12,500,000
Capital Projects, Life Cycle Maintenance, etc.		31,100,000
Auxiliaries		3,727,502
Total	\$	99,455,040

AIKEN

FY2023 STATE BUDGET REQUEST

Request	Recurring	Capital/ Non-Recurring
UofSC Aiken		
Access and Affordability for In-State Students Tuition Mitigation Funding	\$ 1,074,000	
Cyber and Online Programs	950,000	
Increase Federal Funds Authorization	1,000,000	
Etherredge Center HVAC		\$ 5,500,000
Renovation to the Library and Learning Commons		10,000,000
Virtual Reality and Media Lap Upfits		600,000
Deferred Maintenance		15,000,000
TOTAL – UofSC Aiken	\$ 3,024,000	\$ 31,100,000

AIKEN

FY2023 STATE BUDGET REQUEST

Recurring Appropriations

Access and Affordability for In-State Students: Tuition Mitigation Funding - \$1,074,000

- ☐ The top budget priority for the University of South Carolina System remains continuing to partner with the state to invest in predictable funding to mitigate against annual tuition increases.
- ☐ These funds would enable the System to offset a portion of the rise in basic inflationary costs it faces, state mandates such as pension, health insurance, cost of living adjustments, and strategic initiatives to improve access to higher education for students across South Carolina.

Develop and Enhance the Cyber Education Program - \$675,000

- ☐ These degrees address current and emerging workforce needs and were developed in consultation with industry partners. Faculty and equipment must be augmented to give students the necessary training to fill state and regional needs.
 - Cyber Program Faculty - \$575,000
 - Cyber Equipment - \$100,000

Support for Online Programs and Students - \$275,000

- ☐ UofSC Aiken has offered online degrees in business and special education with dramatic enrollment growth in the MBA and consistent growth in the undergraduate business degree. Three new programs have also been added in Cybersecurity, Communication, and Psychology leading to additional enrollment.
- ☐ Funding would support advising coordinator, instructional designer and 2 online advisors.

AIKEN

FY2023 STATE BUDGET REQUEST

Federal & Other Funds Authorization

Federal Funds Authorization - \$1,000,000

- ☐ With several Department of Energy related facilities proximate to UofSC Aiken and renewed interest in collaboration, the University believes that prospects continue to be good for increased Federal grant activity.
- ☐ Total Federal Funds expenditures for FY22 are estimated to remain at \$10,500,000 based on recent experience and anticipated stable enrollment and grant activity.
- ☐ Pending grant applications could yield an additional \$1.0 million by FY23.

AIKEN

FY2023 STATE BUDGET REQUEST

Non-Recurring Appropriations

Engineering, Computational Computing, and Virtual Reality Lab Upgrades - \$475,000

- ☐ Non-recurring funding is needed during this fiscal year to purchase equipment for high-performance computing, additional equipment for mechanical engineering including additive manufacturing, and additional AR/VR equipment.
 - HPC equipment for the AMC space - \$150,000
 - Mechanical engineering equipment for lab - \$150,000
 - 3D printer(s) for additive manufacturing - \$100,000
 - AR/VR equipment - \$75,000

Media Lab Upfit - \$125,000

- ☐ Faculty research, student capstone projects, and university communication will be greatly impacted by this investment.
- ☐ This upfit will allow us to pursue external partnerships and investments in our students and university by providing the needed equipment for:
 - Social Media Analytics (smart tv's/monitors/computers)
 - Psychophysiological Research (biometric research related to media consumption)
 - Media & Podcast Studio (equipment/software)
 - Research/Focus Group Room (microphones/monitors/computers)

AIKEN

FY2023 STATE BUDGET REQUEST

Capital Appropriations

Gregg-Graniteville Library Renovation- \$10,000,000

- ☐ USC Aiken intends to establish a learning commons that consolidates the library, technology, advising, student support, career services, veterans' services and other offices that will provide a long-term benefit to USCA students and enhance their experience in a way that promotes increased retention and graduation. The current library is approximately 43,600 square feet.
- ☐ Plans for this renovation include incorporation of an academic advisement center to provide a more functional space for career services. Additional components include both individual and group study rooms, additional collaborative work space areas; a state-of-the-art teaching lab and classroom; and flexible spaces and technology.
- ☐ This renovation would also incorporate an area for an 'Engineering/Innovation Lab', which would house educational technology integral to our growing engineering program curriculum.
- ☐ The purpose of this effort is to renovate the USC Aiken library into a "learning commons" concept that aligns library and academic support resources for students to assist them in their progression and graduation through the University.

Etherredge Center HVAC Upgrades - \$5,500,000

- ☐ The current HVAC system, installed in 1980, has not been updated. It is reaching the end of its serviceable life. It no longer provides the needed cooling and HVAC needed for the building. Maintenance has extended the life of the system, but it is now becoming cost prohibitive to maintain.

AIKEN

FY2023 STATE BUDGET REQUEST

Capital Appropriations

Deferred Maintenance - \$15,000,000

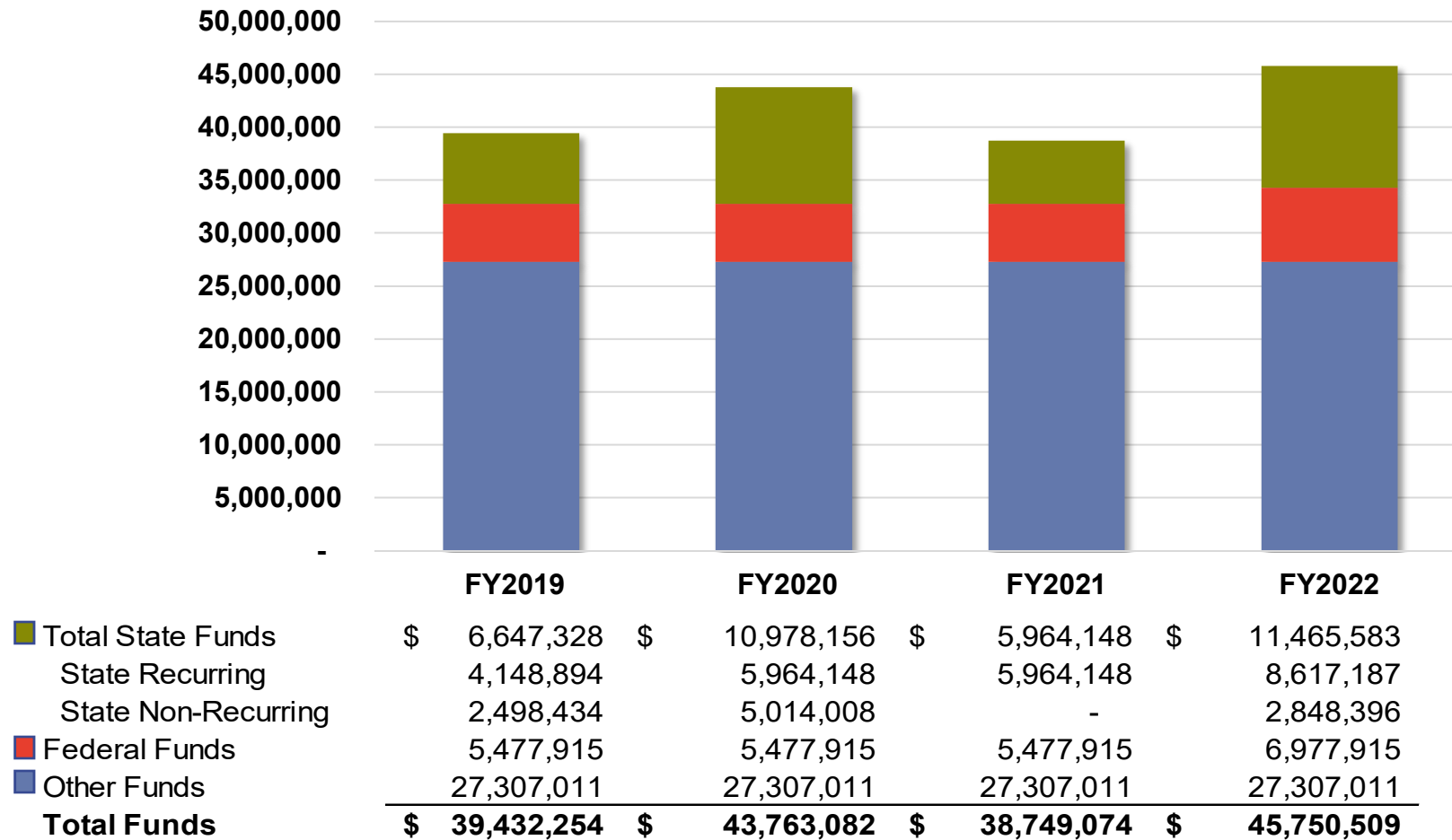
- ☐ Maintenance is a required cost for ensuring appropriate learning environments and maintaining state assets. USC Upstate would use funds to address a variety of deferred or appropriate critical repair and related maintenance, and address any other critical equipment, and systems repair. Funds would be targeted for critical life and safety maintenance issues and those that ensure educational mission.



UNIVERSITY OF
South Carolina
BEAUFORT




BEAUFORT STATE BUDGET HISTORY



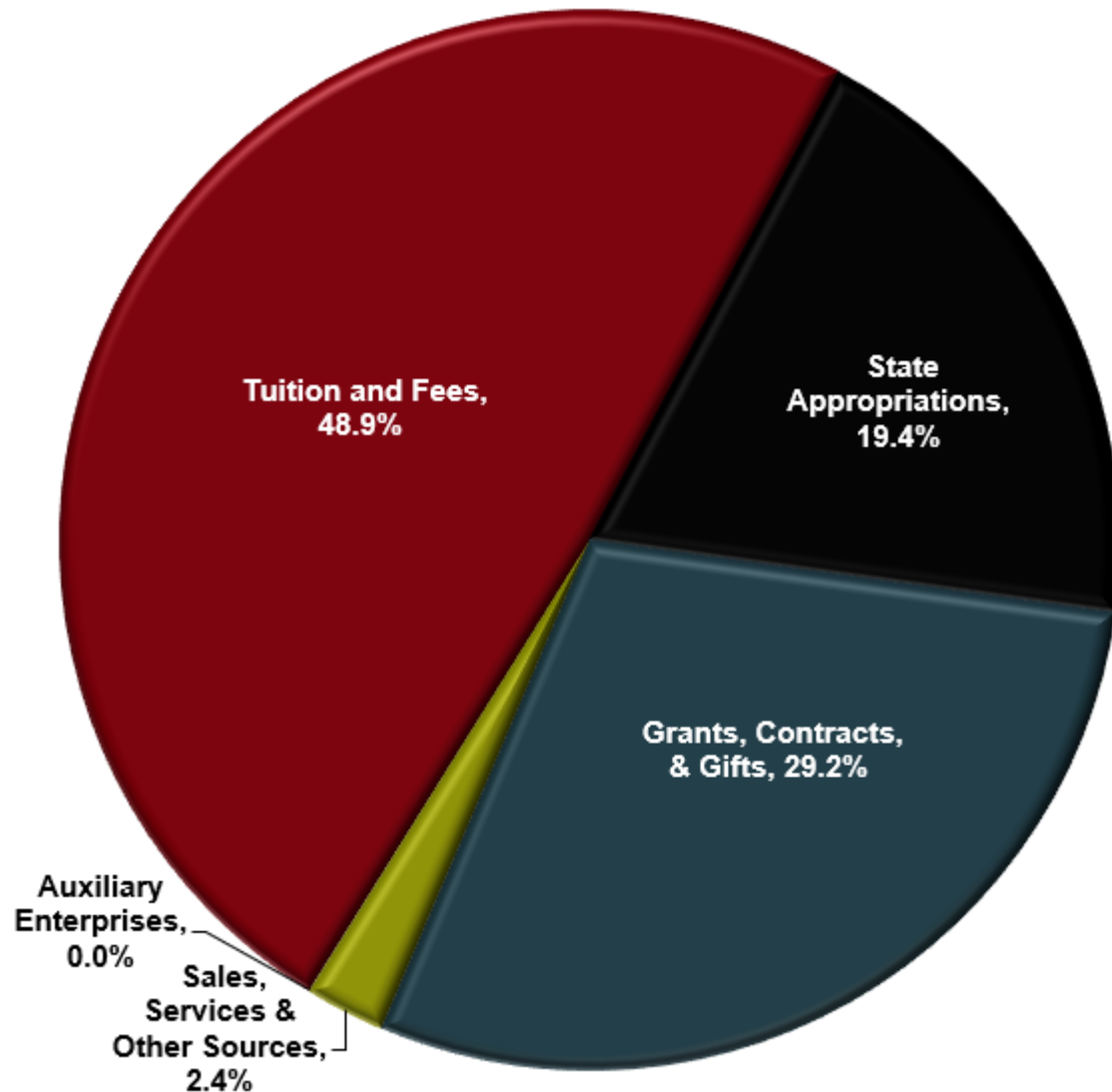
BEAUFORT

FY2022 STATE APPROPRIATION DETAIL



USC Beaufort FY2022 State Appropriations	
Classified Positions	\$ 239,183
Unclassified Positions	7,568,955
Fringe Benefits	809,049
Total USC Beaufort	<u>\$ 8,617,187</u>

BEAUFORT TOTAL CURRENT FUNDS



USC Beaufort Budget FY 2021-2022 Revenues

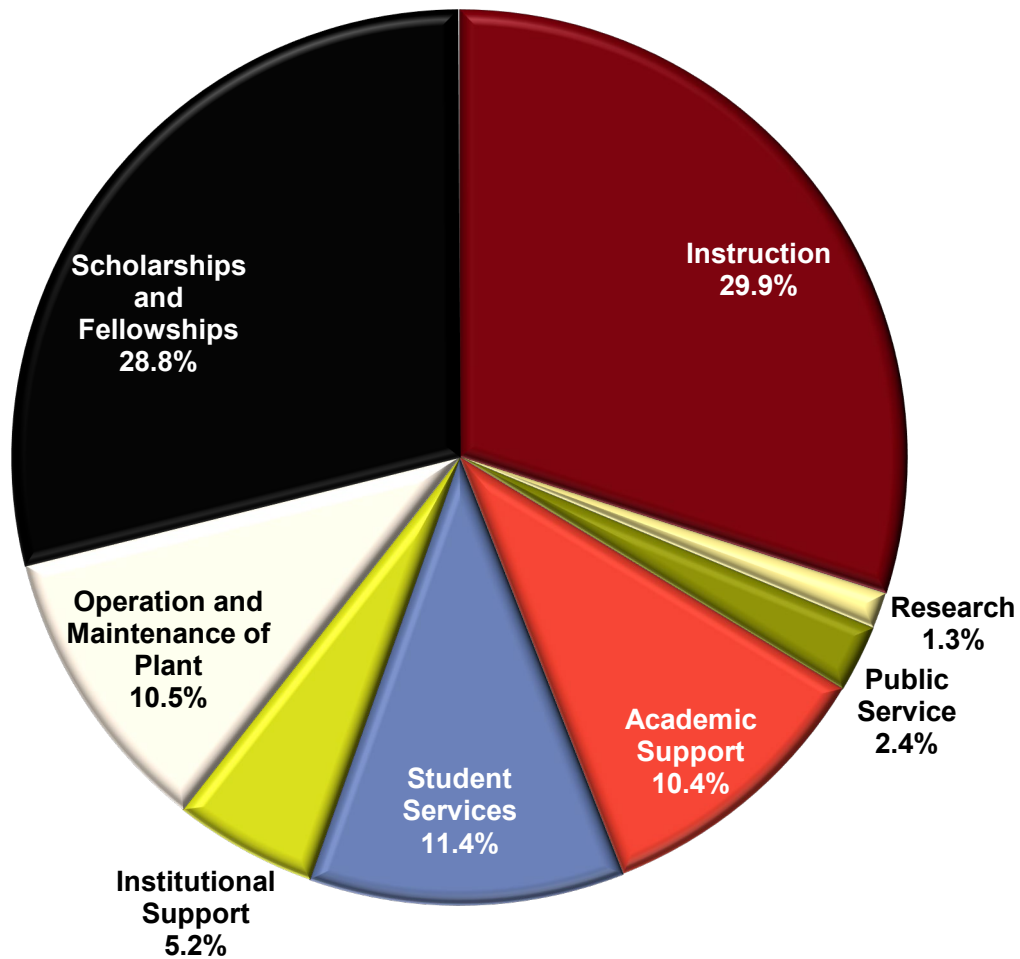
Unrestricted Funds

E & G	\$ 33,204,467
Auxiliaries	\$ 13,700
Unrestricted Total	\$ 33,218,167

Restricted Funds

E & G	\$ 10,468,828
Auxiliaries	\$ -
Restricted Total	\$ 10,468,828
Contribution to Fund Balance	\$ (1,236,330)
TOTAL SOURCES	\$ 42,450,665

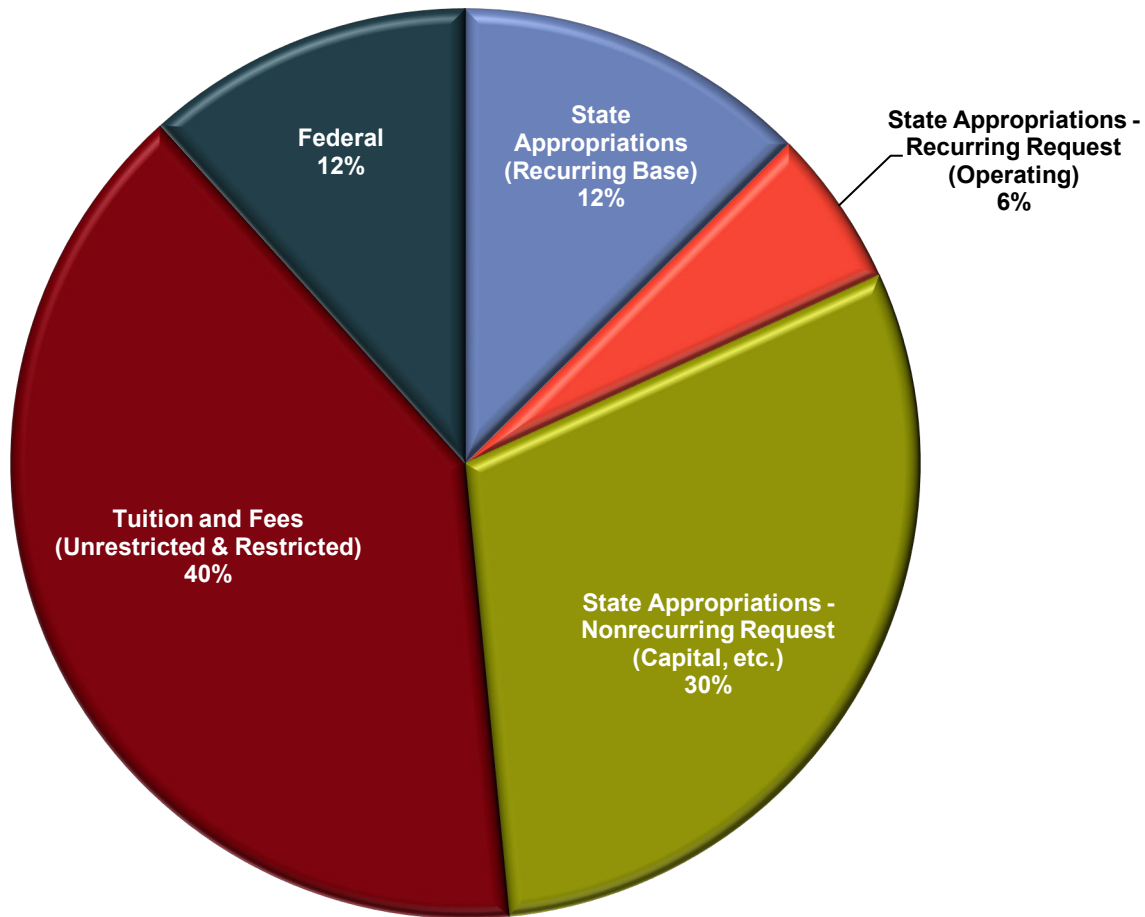
BEAUFORT TOTAL CURRENT FUNDS



USC Beaufort Budget FY2021-2022 Expenditures

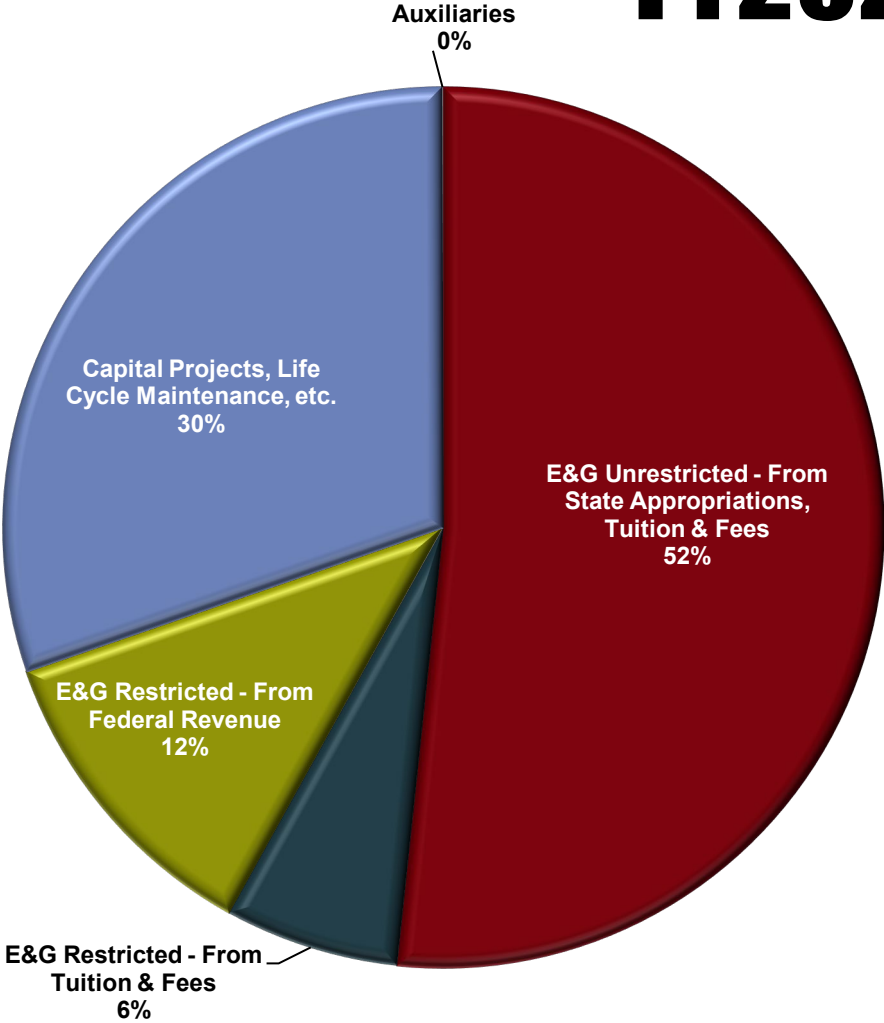
Instruction	\$	12,702,100
Research		547,809
Public Service		1,039,994
Academic Support		4,405,480
Student Services		4,830,309
Institutional Support		2,198,080
Operation and Maintenance of Plant		4,454,450
Scholarships and Fellowships		12,235,987
Auxiliary Enterprises		1,982
Transfers		34,472
TOTAL EXPENDITURES	\$	42,450,665

BEAUFORT ESTIMATED FY2023 REVENUES



USC Beaufort Budget		
Revenues		FY 22-23
State Appropriations (Recurring Base)	\$	8,617,187
State Appropriations - Recurring Request (Operating)		3,840,039
State Appropriations - Nonrecurring Request (Capital, etc.)		20,704,253
Tuition and Fees (Unrestricted & Restricted)		27,277,011
Auxiliaries		30,000
Federal		7,977,915
Total	\$	68,446,405

BEAUFORT ESTIMATED FY2023 EXPENSES



USC Beaufort Budget		
Expenditures		FY 22-23
E&G Unrestricted - From State Appropriations, Tuition & Fees	\$	35,369,915
E&G Restricted - From Tuition & Fees		4,364,322
E&G Restricted - From Federal Revenue		7,977,915
Capital Projects, Life Cycle Maintenance, etc.		20,704,253
Auxiliaries		30,000
Total	\$	68,446,405



BEAUFORT

FY2023 STATE BUDGET REQUEST

Request	Recurring	Capital/ Non-Recurring
UofSC Beaufort		
Access and Affordability for In-State Students Tuition Mitigation Funding	\$ 745,000	
Recurring Operating Requests	3,095,039	
Increase Federal Funds Authorization	1,000,000	
New Convocation Center – Phase I		\$ 18,500,000
Deferred Maintenance		2,204,253
TOTAL – UofSC Beaufort	\$ 4,840,039	\$ 20,704,253

BEAUFORT

FY2023 STATE BUDGET REQUEST

Recurring Appropriations

Access and Affordability for In-State Students: Tuition Mitigation Funding - \$745,000

- ☐ The top budget priority for the University of South Carolina System remains continuing to partner with the state to invest in predictable funding to mitigate against annual tuition increases.
- ☐ These funds would enable the System to offset a portion of the rise in basic inflationary costs it faces, state mandates such as pension, health insurance, cost of living adjustments, and strategic initiatives to improve access to higher education for students across South Carolina

High Demand & High Regional Economic Impact Academic Programs Enhancement - \$1,820,259

- ☐ These requested funds would be used to address STEM & Professional Program expansion and enhancement to meet regional needs and student demand.
- ☐ These funds would provide 14 new full-time faculty in Cyber Security, Accounting, Health Information Technology, Nursing, Public Health, Education, Psychology, Accounting, Biology, and Marine Biology. It would also provide 3 full-time staff to provide.

Student Success Initiative - \$724,780

- ☐ The Retention, Progress to Graduation (RPG) effort will focus on the following areas: Nursing (\$118,900), Summer Bridge for Probationary Admitted Students (\$99,000), Academic Advising Training and Support (\$272,920), Tutoring and Academic Support (\$133,960), and Disability Services (\$100,000).

BEAUFORT

FY2023 STATE BUDGET REQUEST

Recurring Appropriations

Student Health Center Support - \$400,000

- ☐ The demand from students to address health and mental wellness on the campus has become even more extensive over the past year with the pandemic and the additional pressures that it has created for USCB students.
- ☐ While our size will not support the operation of a full-service on-campus health clinic through student fees, we have utilized one-time funding from HEERF to fund a contract with a local hospital provider to serve as a preferred provider to our students and set up of a kiosk system on the Bluffton Campus so students can access healthcare via their telehealth system.

Sand Shark Academy - \$150,000

- ☐ USC Beaufort and the Beaufort County School District (BCSD) wish to establish a dedicated Dual Enrollment Partnership program targeted at top Beaufort County School District Students.
- ☐ The Academy would create an environment that focuses on the whole student while facilitating the learning process to build the knowledge and skills geared towards preparing scholars for their future.
- ☐ The Academy will provide scholars with a unique educational experience immersed in the college atmosphere. The collaboration between BCSD and USC Beaufort will provide a high-quality education through rigorous high school and college coursework in a nurturing and supportive learning environment to prepare scholars for entrance into an ever-changing and advanced society.

BEAUFORT FY2023 STATE BUDGET REQUEST

Federal & Other Funds Authorization

Federal Funds Authorization - \$1,000,000

- ❑ USCB works diligently to ensure that potential and current USCB students have access to all available financial aid possible. Currently, there is significant additional federal funding available for students related to COVID-19. The absence of sufficient Federal Funds Authorization would impede the ability of USCB students to obtain Federal Financial Aid assistance.
- ❑ USCB also works diligently to ensure that USCB and USCB faculty have access to all available external funding dollars. The absence of sufficient Federal Funds Authorization would impede USCB's ability to receive and expend Federal Research & other Grant funds when awarded.

BEAUFORT

FY2023 STATE BUDGET REQUEST

Capital Appropriations

New Convocation Center - \$18,500,000

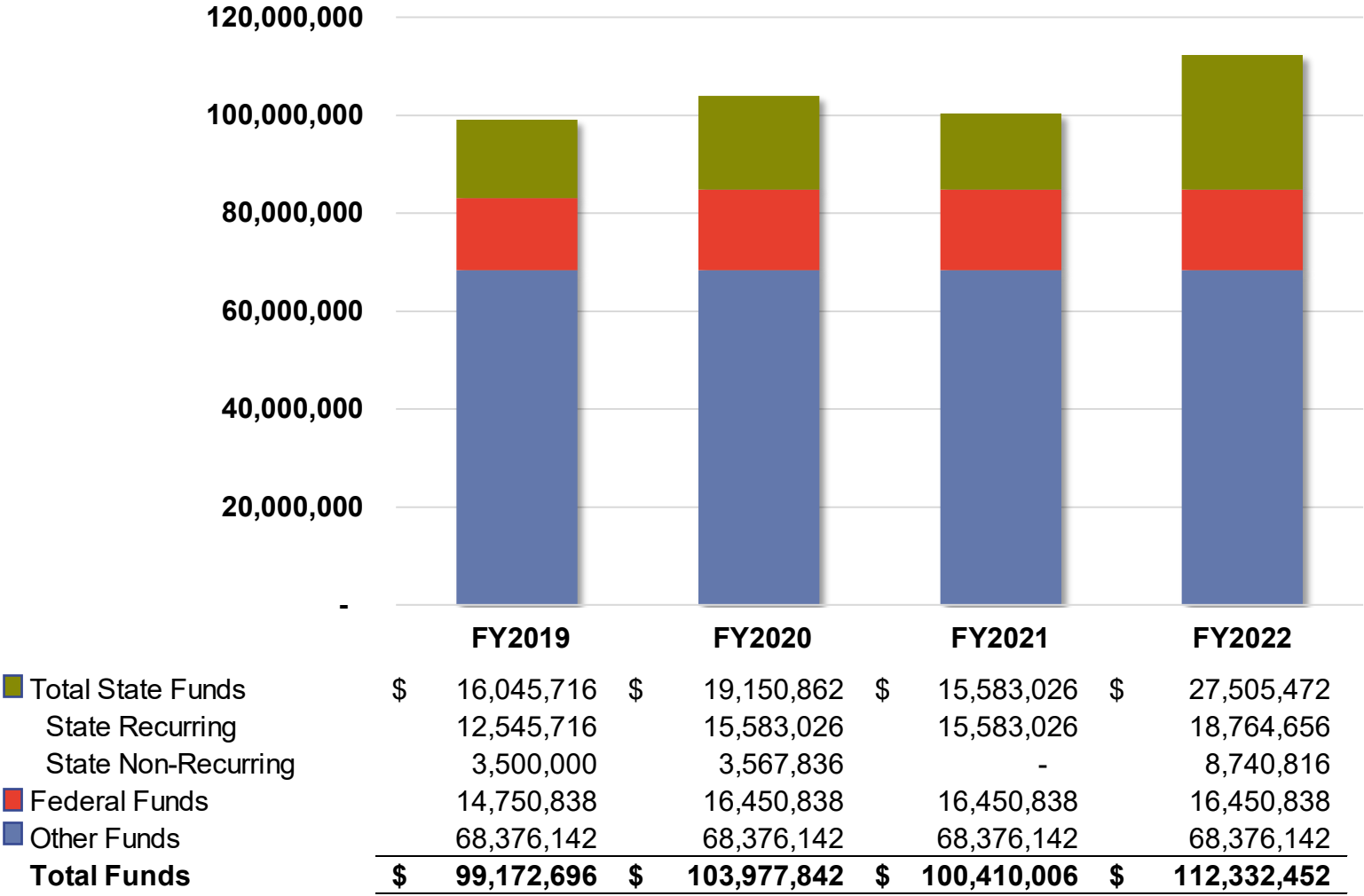
- ☐ Construction of a new 131,800 SF facility located on the Bluffton Campus.
- ☐ Center will provide critical space expansion to meet curricular, co-curricular, and community needs for this growing University and Region. The multiuse event space with seating for up to 4,000 persons in a concert or graduation configuration and its support spaces will serve as a resource to both the University and Beaufort County. When completed in two phases, the facility will accommodate a wide range of academic courses, HPE athletic courses, student activities and assemblies, and special events.
- ☐ Enrollment on this campus has increased by more than 117% since it opened in 2004. USCB has both an immediate classroom space need and an event space need.

Deferred Maintenance - \$2,204,253

- ☐ Maintenance is a required cost for ensuring appropriate learning environments and maintaining state assets. USC Upstate would use funds to address a variety of deferred or appropriate critical repair and related maintenance, and address any other critical equipment, and systems repair. Funds would be targeted for critical life and safety maintenance issues and those that ensure educational mission.




UPSTATE BUDGET HISTORY



South Carolina

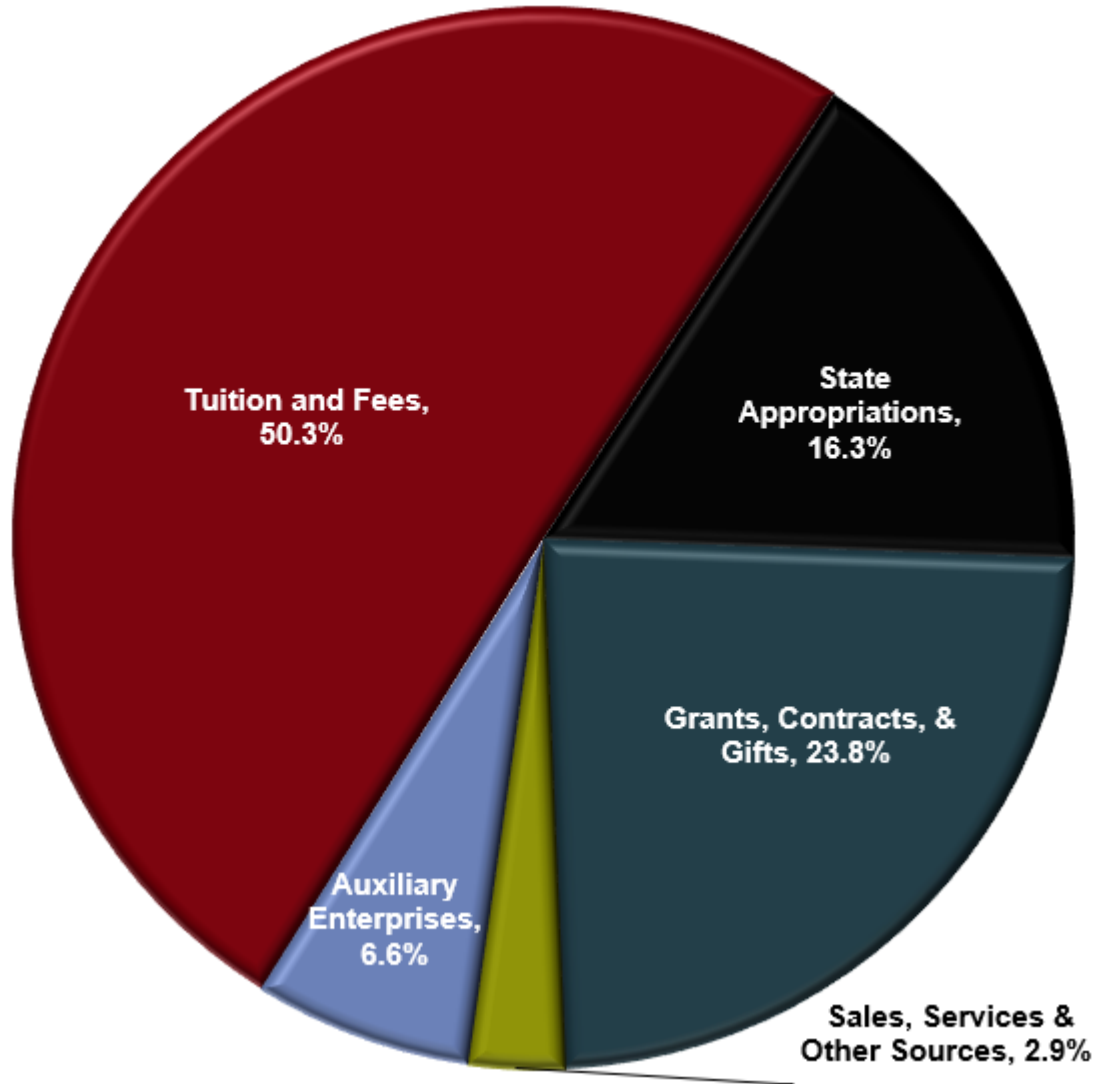
UPSTATE

FY2022 STATE APPROPRIATION DETAIL



USC Upstate FY2022 State Appropriations	
Classified Positions	\$ 1,377,291
Unclassified Positions	14,234,576
Fringe Benefits	3,152,789
Total USC Upstate	<u>\$ 18,764,656</u>

UPSTATE TOTAL CURRENT FUNDS



USC Upstate Budget FY 2021-2022 Revenues

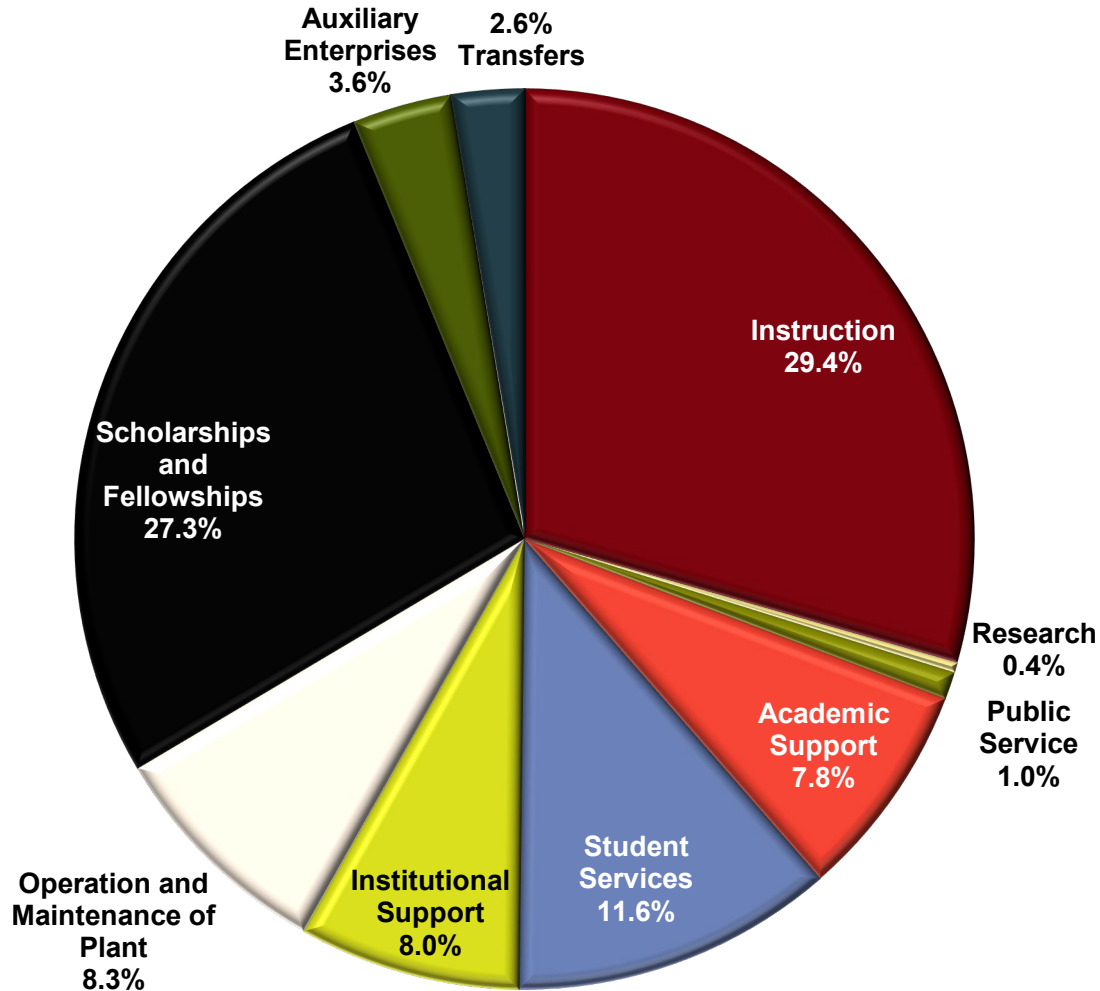
Unrestricted Funds

E & G	\$ 78,826,725
Auxiliaries	\$ 7,515,030
Unrestricted Total	\$ 86,341,755

Restricted Funds

E & G	27,259,641
Auxiliaries	\$ -
Restricted Total	\$ 27,259,641
Contribution to Fund Balance	\$ (462,229)
TOTAL SOURCES	\$ 113,139,167

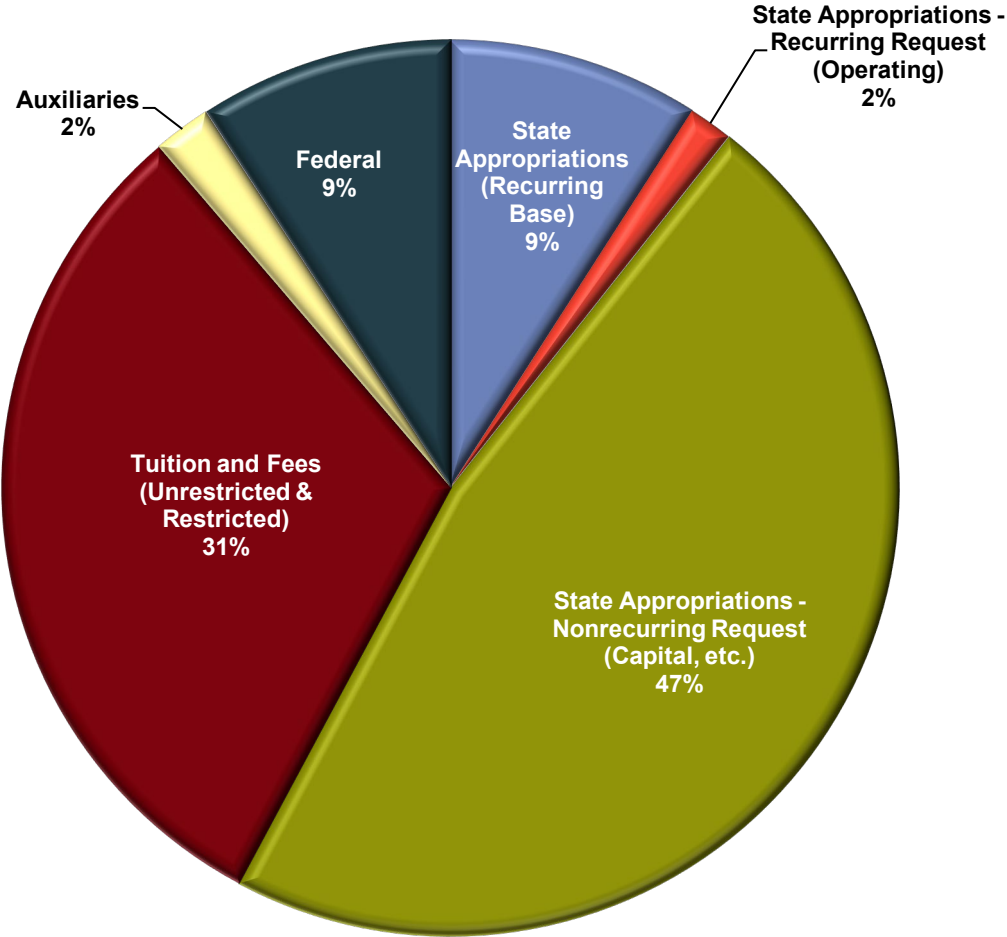
UPSTATE TOTAL CURRENT FUNDS



USC Upstate Budget FY2021-2022 Expenditures

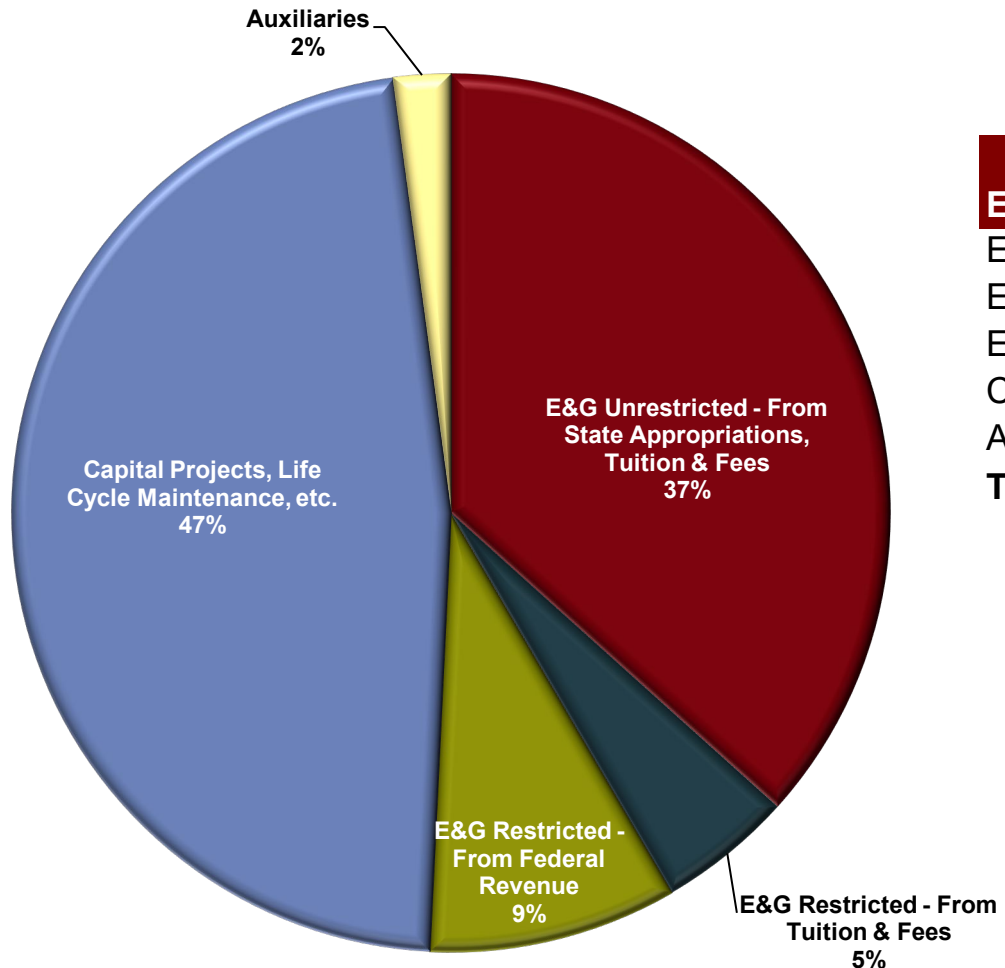
Instruction	\$ 33,281,995
Research	401,998
Public Service	1,137,363
Academic Support	8,847,149
Student Services	13,112,178
Institutional Support	9,051,113
Operation and Maintenance of Plant	9,386,635
Scholarships and Fellowships	30,932,980
Auxiliary Enterprises	4,058,015
Transfers	2,929,741
TOTAL EXPENDITURES	\$ 113,139,167

UPSTATE ESTIMATED FY2023 REVENUES



USC Upstate Budget		
Revenues		FY 22-23
State Appropriations (Recurring Base)	\$	18,764,656
State Appropriations - Recurring Request (Operating)		3,304,000
State Appropriations - Nonrecurring Request (Capital, etc.)		97,596,000
Tuition and Fees (Unrestricted & Restricted)		64,065,912
Auxiliaries		4,310,230
Federal		18,950,838
Total	\$	206,991,636

UPSTATE ESTIMATED FY2023 EXPENSES



USC Upstate Budget		
Expenditures		FY 22-23
E&G Unrestricted - From State Appropriations, Tuition & Fees	\$	75,884,022
E&G Restricted - From Tuition & Fees		10,250,546
E&G Restricted - From Federal Revenue		18,950,838
Capital Projects, Life Cycle Maintenance, etc.		97,596,000
Auxiliaries		4,310,230
Total	\$	206,991,636

UPSTATE

FY2023 STATE BUDGET REQUESTS

Request	Recurring	Capital/ Non-Recurring
UofSC Upstate		
Access and Affordability for In-State Student Tuition Mitigation Funding	\$ 1,628,000	
Talent Supply Chain	1,676,000	
Increase Federal Funds Authorization	2,500,000	
Operating Non-Recurring Funds		\$ 1,817,000
New Nursing School Building		46,000,000
Specific Maintenance		35,250,000
Deferred Maintenance		14,529,000
TOTAL – UofSC Upstate	\$ 5,804,000	\$ 97,596,000

UPSTATE FY2023 STATE BUDGET REQUEST

Recurring Appropriations

Access and Affordability for In-State Students: Tuition Mitigation Funding - \$1,628,000

- ☐ The top budget priority for the University of South Carolina System remains continuing to partner with the state to invest in predictable funding to mitigate against annual tuition increases.
- ☐ These funds would enable the System to offset a portion of the rise in basic inflationary costs it faces, state mandates such as pension, health insurance, cost of living adjustments, and strategic initiatives to improve access to higher education for students across South Carolina.

Talent Supply Chain: Career-Relevant Program Expansion - \$1,676,000

- ☐ This funding will directly support expansion of critical programming needs. To fulfill our institutional mission and, specifically, our obligation to respond to the region's talent needs, requires hiring additional full-time faculty.

UPSTATE FY2023 STATE BUDGET REQUEST

Federal & Other Funds Authorization

Federal Funds Authorization - \$2,500,000

- ☐ Upstate works diligently to ensure that potential and current students have access to all available financial aid possible. The absence of sufficient Federal Funds Authorization would impede Upstate's ability to receive and expend Federal Research Grant funds and the ability of Upstate students to obtain Federal Financial Aid assistance.

UPSTATE FY2023 STATE BUDGET REQUEST

Non-Recurring Appropriations

Regional Support for K-12 - \$1,200,000

- ☐ Funds will be allocated to School of Education to hire one-year appointments or adjuncts to support cohort expansion to accelerate program completion for teachers seeking Masters degrees.

Upgrade Classroom Online Infrastructure - \$350,000

- ☐ USC Upstate seeks to grow enrollment, retain students through graduation, and improve innovative technology by increasing online courses and providing students with more options for attending classes in preferred modalities, such as online attendance. Classrooms need to be enhanced with an installed high-quality video camera and microphone systems for remote attendees. Installing the required audio-video (AV) equipment will enable instructors to give lectures to in-person students and remote students simultaneously. The proposed concept is to upgrade ten classrooms each year for three years.

Implementing Cyber Security Platform (Year 1 of 3) - \$267,000

- ☐ USC Upstate needs advanced cyber security resources to protect university data, automated business process workflows, users, and hardware. Four software solutions will comprise the advanced cyber security suite, a.k.a. information security platform. Each component of the suite is critically vital to the stability and operation of the university information systems.

UPSTATE FY2023 STATE BUDGET REQUEST

Capital Appropriations

Construct New School of Nursing Building - \$46,000,000

- ☐ Construct new 76,000 GSF facility to include classrooms, labs, faculty-staff offices and affiliated meeting spaces.
- ☐ This will double the size of the existing Mary Black School of Nursing academic facility.

Academic Annex/Mechanical Renovation to the Library - \$19,000,000

- ☐ This project will remedy critical HVAC issues and replace the roof. Select renovations to the first and second floor interior spaces, (25,000 gsf), and new addition, (25,000 gsf), to create Library improvements needed to meet current needs from many previous years of student growth and projected future growth. Total project is \$19M. Amount indicated takes into consideration \$8M previously approved by the State.

Smith Science Building Renovation and Addition - \$5,000,000

- ☐ Complete the construction of a new addition adjacent to the existing science building and renovate select existing spaces to increase research/teaching lab space and add class-labs.

Rampey Center Renovation and Addition - \$2,000,000

- ☐ The 2020 master plan developed by SmithGroup in collaboration with the university administration recommended to relocate the Health Services Center currently located in an old house in an isolated location on campus to be closer to the full-time student population adjacent to Housing and Residential Life.

UPSTATE FY2023 STATE BUDGET REQUEST

Capital Appropriations

Hodge Drive Modifications - \$250,000

- ☐ Modify Hodge Drive as a one-time life safety enhancement to provide better fire truck access to the middle of campus and residential housing
- ☐ Modifications will also relieve traffic congestion at several high-capacity parking lots.

Health Education Complex Mechanical Repairs - \$9,000,000

- ☐ This project will replace the mechanical system including air handlers, pumps, cooling tower, and hot and cold-water distribution piping. The building has approximately 150,000 square feet of gross area and is experiencing mechanical system failure in various locations due to component failures.
- ☐ The building is experiencing equipment failure and it is difficult to make effective and long-lasting repairs due to the systemic challenges of the existing conditions that compound repair difficulty. This building provides Nursing and Education Classrooms, Registrar's Office, Bookstore, Recreation Center, Food Court and Dean/Faculty Offices.

UPSTATE FY2023 STATE BUDGET REQUEST

Capital Appropriations

Deferred Maintenance - \$14,529,000

- ☐ Maintenance is a required cost for ensuring appropriate learning environments and maintaining state assets. USC Upstate would use funds to address a variety of deferred or appropriate critical repair and related maintenance, and address any other critical equipment, and systems repair. Funds would be targeted for critical life and safety maintenance issues and those that ensure educational mission.

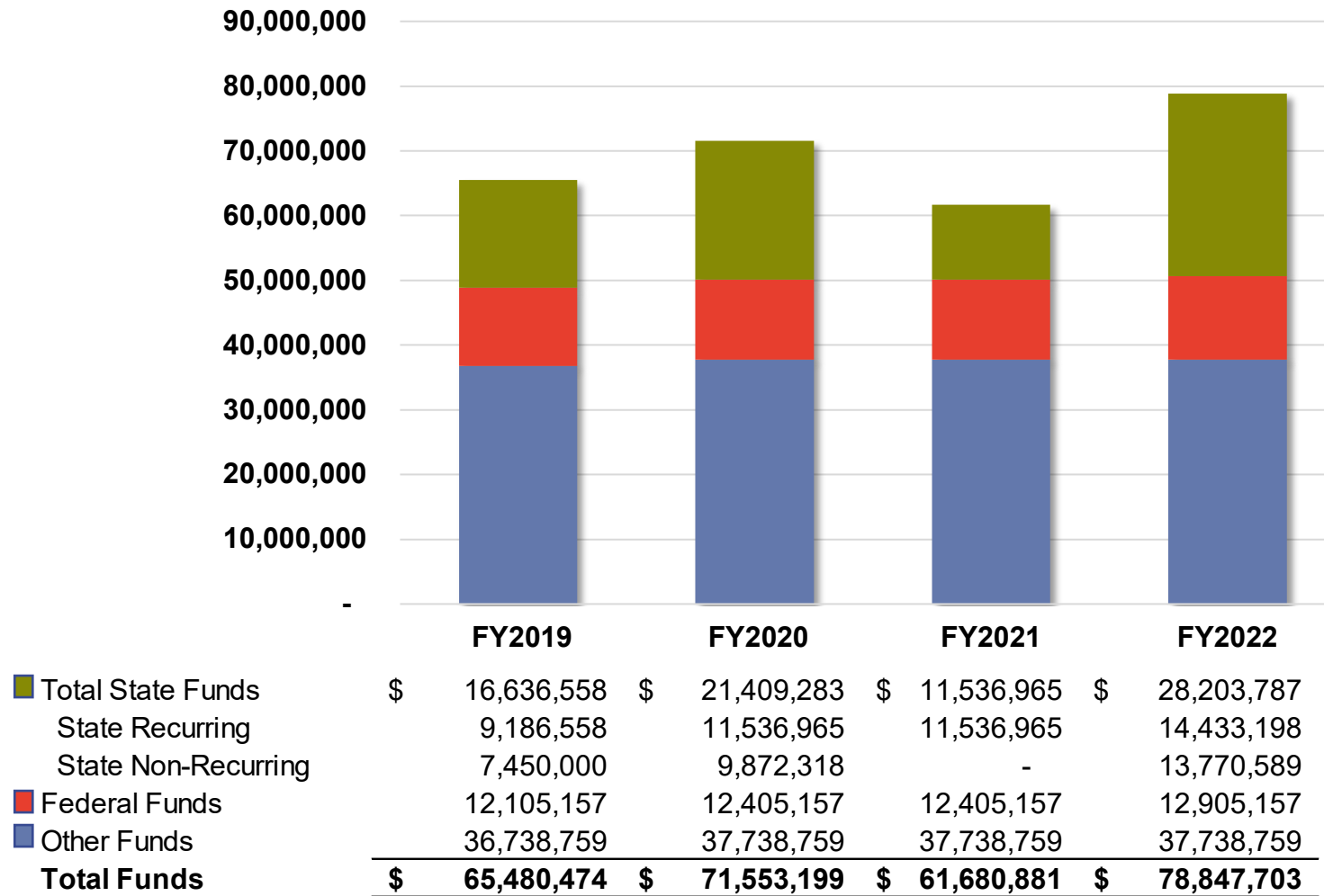


UNIVERSITY OF
South Carolina
PALMETTO COLLEGE



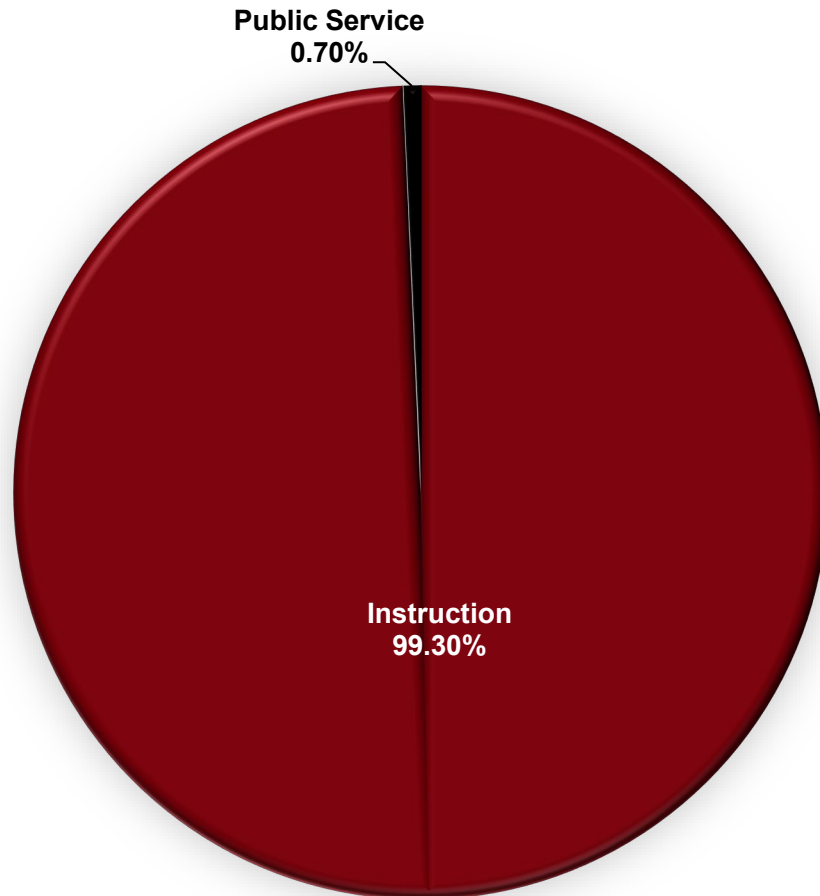
South Carolina

PALMETTO COLLEGE STATE BUDGET HISTORY



PALMETTO COLLEGE

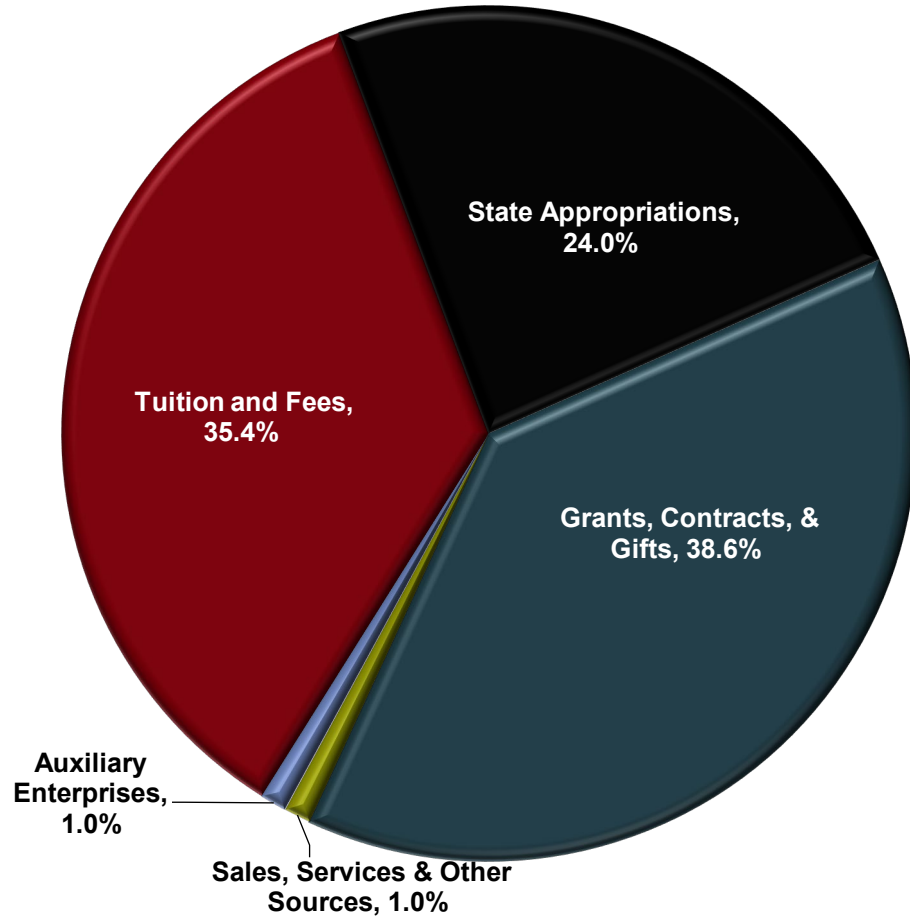
FY2022 STATE APPROPRIATION DETAIL



USC Palmetto College FY2022 State Appropriations	
Classified Positions	\$ 744,744
Unclassified Positions	11,377,898
Fringe Benefits	2,210,096
Salkehatchie Leadership Institute	100,460
Total Palmetto College	<u>\$ 14,433,198</u>

PALMETTO COLLEGE

TOTAL CURRENT FUNDS



USC Palmetto College Budget FY 2021-2022 Revenues

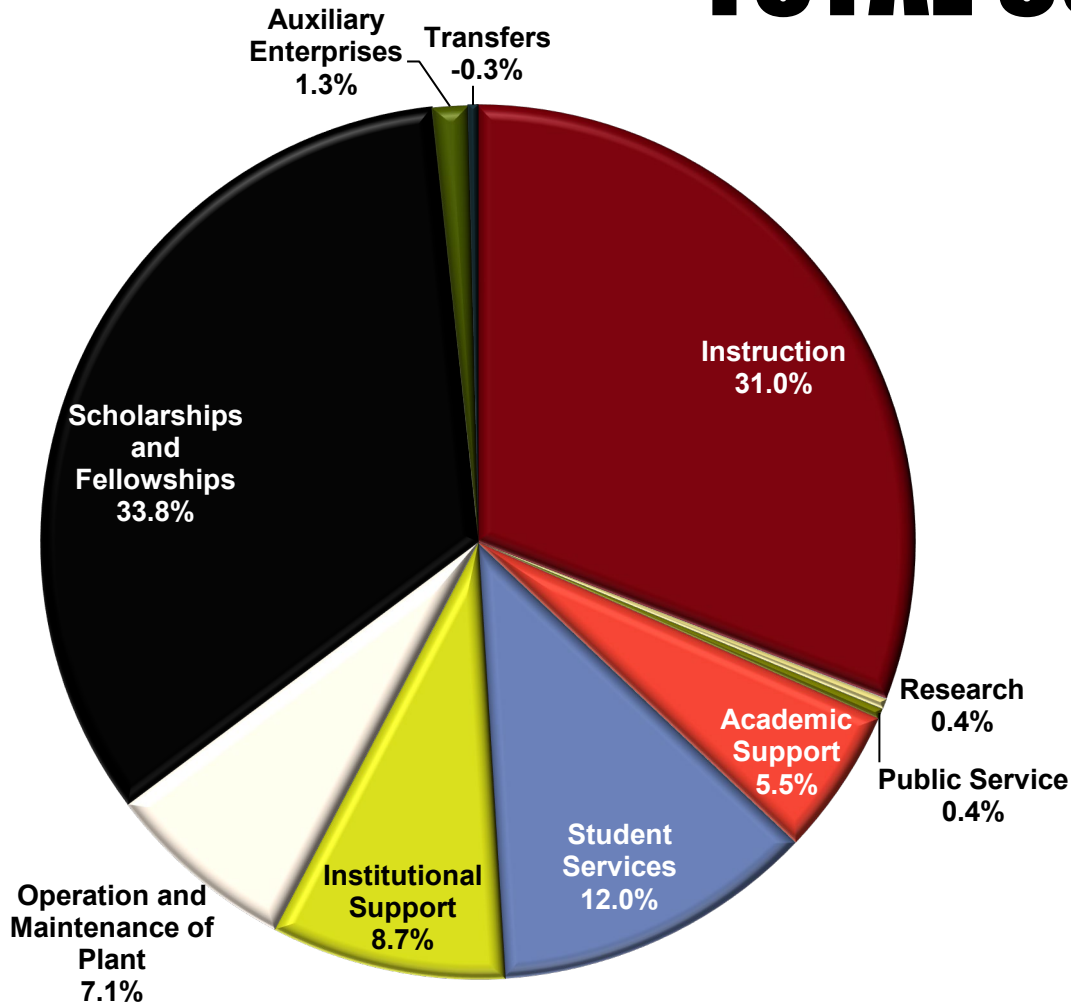
Unrestricted Funds

E & G	\$ 38,094,751
Auxiliaries	\$ 590,471
Unrestricted Total	\$ 38,685,222

Restricted Funds

E & G	\$ 20,647,097
Auxiliaries	\$ -
Restricted Total	\$ 20,647,097
Contribution to Fund Balance	\$ (360,299)
TOTAL SOURCES	\$ 58,972,020

PALMETTO COLLEGE TOTAL CURRENT FUNDS



USC Palmetto College Budget FY2021-2022 Expenditures

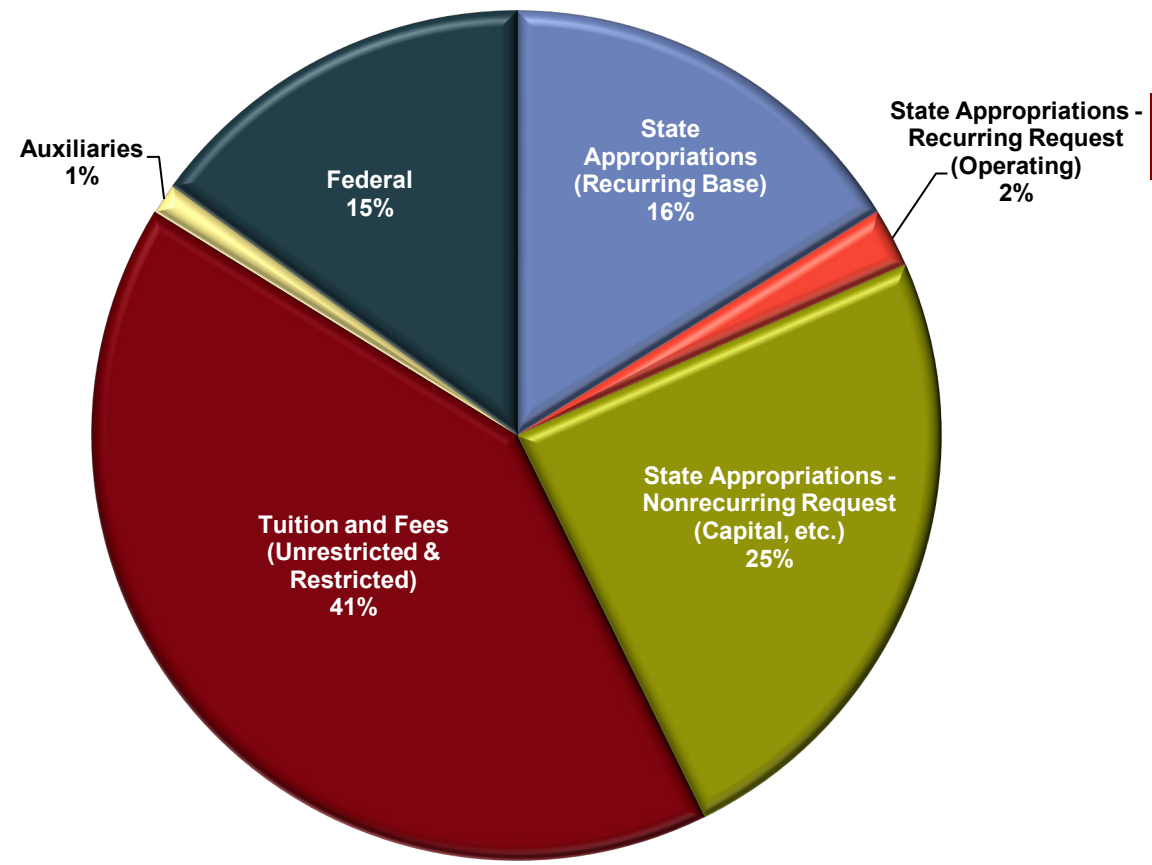
Instruction	\$ 18,306,912
Research	217,490
Public Service	252,480
Academic Support	3,235,170
Student Services	7,098,173
Institutional Support	5,146,455
Operation and Maintenance of Plant	4,203,192
Scholarships and Fellowships	19,927,178
Auxiliary Enterprises	791,325
Transfers	(206,354)
TOTAL EXPENDITURES	\$ 58,972,020



South Carolina

PALMETTO COLLEGE

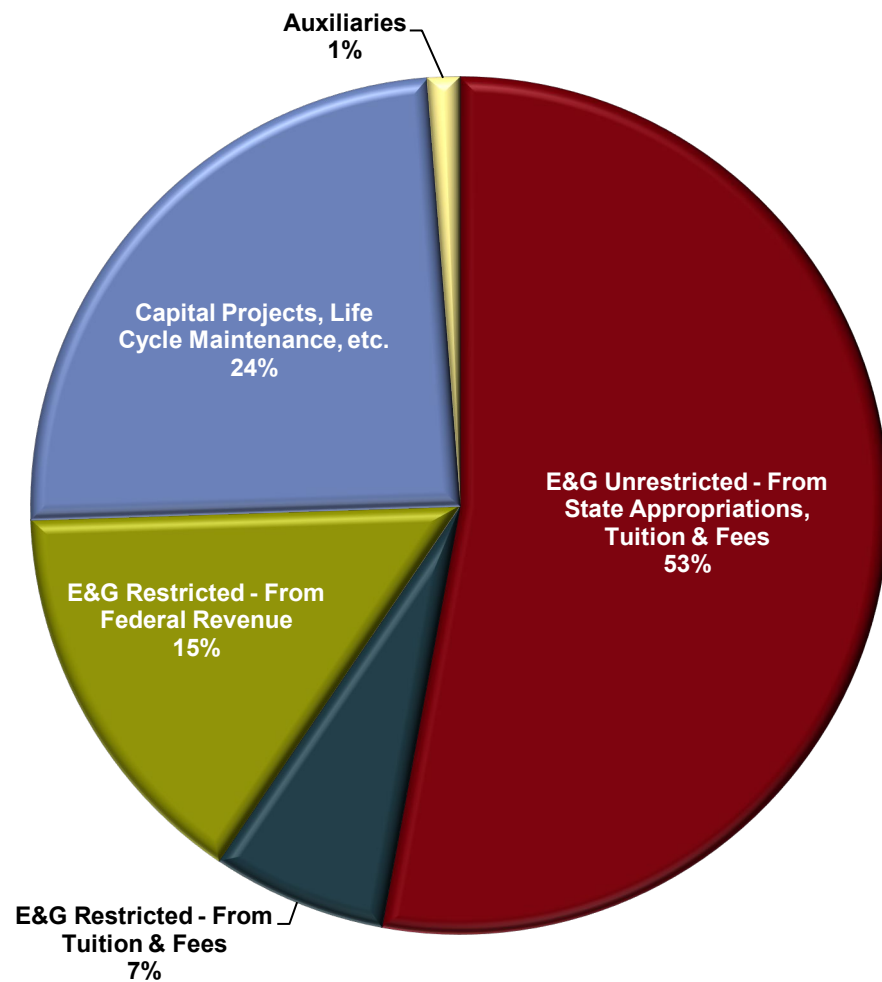
ESTIMATED FY2023 REVENUES



USC Palmetto College Budget		
Revenues		FY 22-23
State Appropriations (Recurring Base)	\$	14,433,198
State Appropriations - Recurring Request (Operating)		2,020,200
State Appropriations - Nonrecurring Request (Capital, etc.)		21,717,000
Tuition and Fees (Unrestricted & Restricted)		36,670,719
Auxiliaries		1,068,040
Federal		13,405,157
Total	\$	89,314,314

PALMETTO COLLEGE

ESTIMATED FY2023 EXPENSES



USC Palmetto College Budget		
Expenditures		FY 22-23
E&G Unrestricted - From State Appropriations, Tuition & Fees	\$	47,256,802
E&G Restricted - From Tuition & Fees		5,867,315
E&G Restricted - From Federal Revenue		13,405,157
Capital Projects, Life Cycle Maintenance, etc.		21,717,000
Auxiliaries		1,068,040
Total	\$	89,314,314

PALMETTO COLLEGE

FY2023 STATE BUDGET REQUEST

Request	Recurring	Capital/ Non-Recurring
UofSC Palmetto College		
Access and Affordability for In-State Students Tuition Mitigation Funding	\$ 1,252,000	
Palmetto College Operating Funding	768,200	
UofSC Sumter Federal Funds Authorization	500,000	
UofSC Sumter Health, Wellness, and Athletics Center		\$ 7,750,000
Deferred Maintenance		10,300,000
Operating Requests for Equipment and Supplies		3,667,000
TOTAL – UofSC Palmetto College	\$ 2,520,200	\$ 21,717,000



South Carolina

PALMETTO COLLEGE

FY2023 STATE BUDGET REQUEST

Recurring Appropriations

Access and Affordability for In-State Students: Tuition Mitigation Funding - \$1,252,000

- ☐ The top budget priority for the University of South Carolina System remains continuing to partner with the state to invest in predictable funding to mitigate against annual tuition increases.
- ☐ These funds would enable the System to offset a portion of the rise in basic inflationary costs it faces, state mandates such as pension, health insurance, cost of living adjustments, and strategic initiatives to improve access to higher education for students across South Carolina.
- ☐ Allocations per campus are: USC Lancaster - \$399,000, USC Salkehatchie - \$258,000, USC Sumter - \$410,000, and USC Union - \$185,000. Requests cover only a portion of the operating increases for anticipated inflationary costs and mandated increases such as pension, health insurance, and cost of living adjustments, but would help mitigate future tuition increases.

Palmetto College Recurring Operating Funding - \$768,200

- ☐ Recurring funding would be used to expand programs and offerings by hiring faculty and support staff to increase Palmetto College's ability to reach and recruit new students, including active-duty military, in every part of the state.
- ☐ Allocations per campus are:
 - USC Lancaster - \$65,000
 - USC Salkehatchie - \$270,000
 - USC Sumter - \$223,200
 - USC Union - \$210,000

PALMETTO COLLEGE

FY2023 STATE BUDGET REQUEST

Federal & Other Funds Authorization

Federal Funds Authorization USC Sumter - \$500,000

- ☐ Enrollment is currently tracking for 23.49% growth in FY20. Continued enrollment growth has increased the need for Federal Student Financial aid.
- ☐ Federal expenditures have increased 8.5% over the last 5 years.
- ☐ Slight increase in Federal Research dollars.

PALMETTO COLLEGE

FY2023 STATE BUDGET REQUEST

Non-Recurring Appropriations

Palmetto College Non-Recurring Operating Funding - \$3,667,000

- ☐ **USC Lancaster – \$545,000** – Replacement vehicles such as vans and buses (\$295,000), IT infrastructure (\$100,000), update to nursing simulation lab (\$100,000), support for recruitment (\$50,000).
- ☐ **USC Salkehatchie - \$310,000** – Instructional materials and supplies (\$50,000), equipment to support physical plant operations due to increased enrollment (\$110,000), equipment and supplies to support student activities, public relations, and recruitment (\$150,000).
- ☐ **USC Sumter - \$2,322,000** – Instructional materials and supplies (\$250,000), critical care and maintenance to support programs and activities (\$2,072,000).
- ☐ **USC Union - \$490,000** – Instructional materials and supplies (\$250,000), equipment and supplies to support recruitment and public relations (\$75,000), equipment and supplies to support physical plant operations due to increased enrollment (\$75,000), equipment and supplies to support student activities and athletic operations (\$90,000).

PALMETTO COLLEGE

FY2023 STATE BUDGET REQUEST

Capital Appropriations

Palmetto College Campuses Life Cycle Maintenance: Critical Care and Repair- \$10,300,000

- ❑ **USC Lancaster - \$3,250,000** – Renovations for Starr Hall, soccer field enhancements, pedestrian walkway linking main campus to Gregory Health and Wellness Center and reconfigure Medford Library/Starr Hall hardscape and landscape.
- ❑ **USC Salkehatchie - \$4,200,000** – Bathroom upgrades and HVAC replacements at several academic and support buildings; repainting where warranted, improvement to security measures such as cameras and card access points, and improvement to lighting features in buildings campus-wide.
- ❑ **USC Union - \$2,850,000** – Perform environmental testing to several campus buildings, improve security features across campus, exterior building improves to Founders House, HVAC repairs, and general repairs and painting to Main Building.

Palmetto College Campus Facility Renovations and Upgrades (CPIP) - \$7,750,000

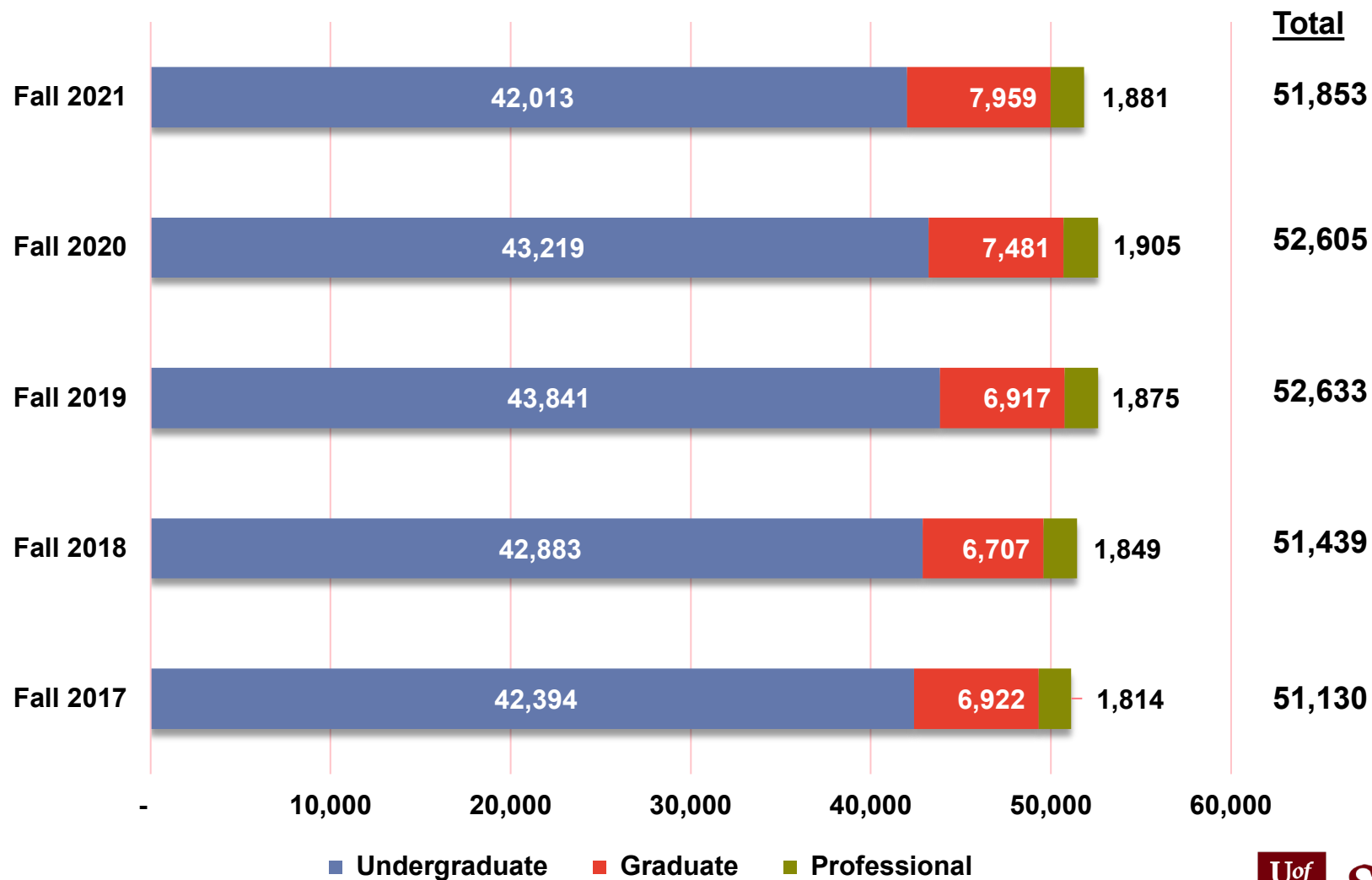
- ❑ **USC Sumter – Health, Wellness, and Athletics Center- \$7,750,000** – The USC Sumter Fire Ants athletics teams have expanded in recent years and are essential for recruitment and Title IX compliance. The indoor basketball court is unsafe for competitive basketball and was originally built for recreational purposes. The softball team does not have a competition-quality playing field and the existing practice field is not only inadequate; it is also unsafe. The Health and Athletics Center will include an updated facility that will meet the current and future needs and will allow athletics programs to expand and grow student enrollment.



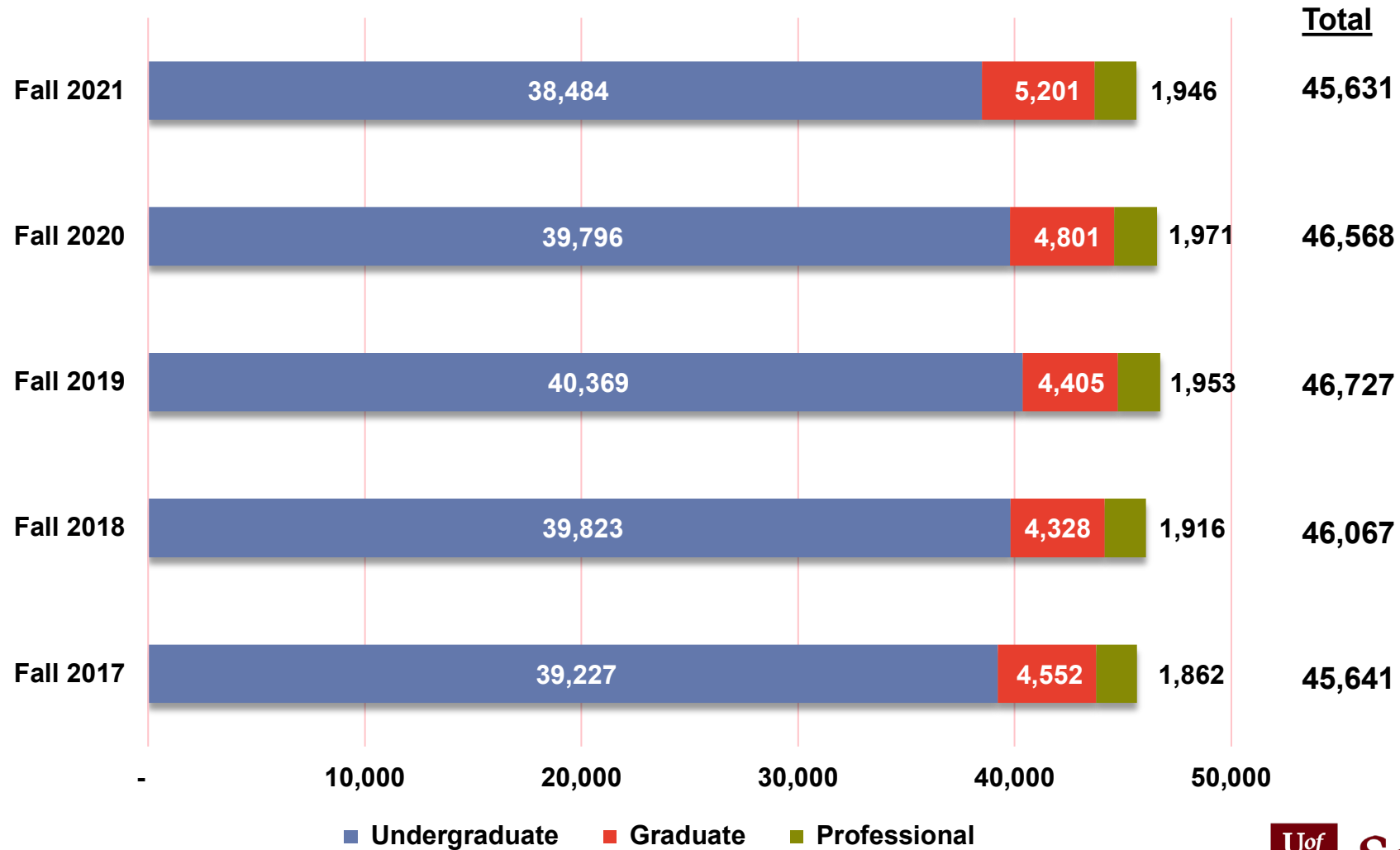
UNIVERSITY OF
South Carolina

APPENDIX

SYSTEM HEADCOUNT ENROLLMENT



SYSTEM FTE ENROLLMENT



SYSTEM COST FACTORS

Compensation and Fringe Benefits

- ☐ 50% of UofSC total current funds operating expenses
- ☐ Increases include cost of living, health insurance, & retirement
- ☐ Academic labor market
- ☐ Increased faculty hiring to support increased enrollment
- ☐ Faculty startup costs

Student Success Initiatives

- ☐ Advising
- ☐ Career Services
- ☐ Academic and supplemental instructional support
- ☐ Student resources – enrollment management, financial aid, registrar

Inflationary Costs

- ☐ Utilities
- ☐ Libraries
- ☐ Goods & services

Capital Planning

- ☐ Facilities routine maintenance
- ☐ Capital renewal
- ☐ Accommodating changing student needs

Information technology

- ☐ Academic and Research computing
- ☐ Administrative computing

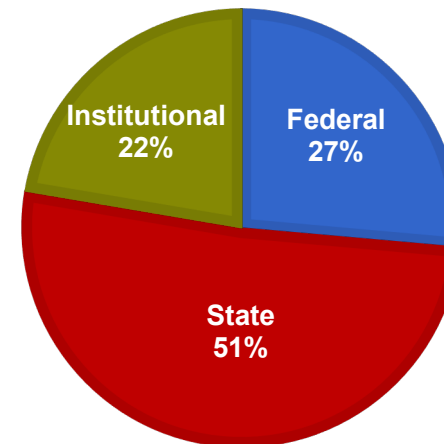
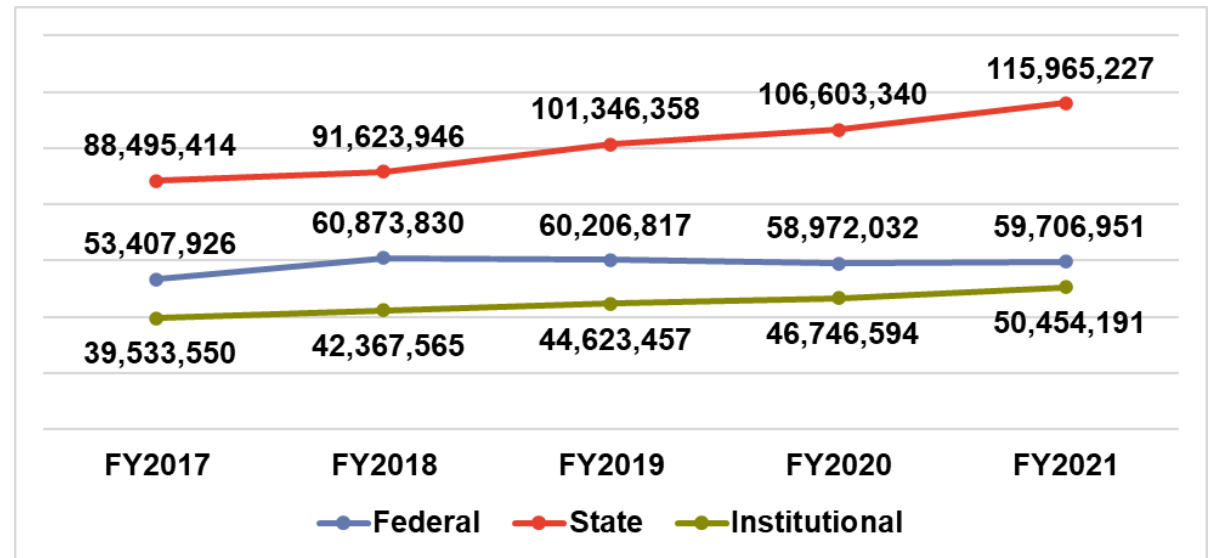
SYSTEM FY2021 SCHOLARSHIPS AND GRANTS

Federal	# Students	FY2021
Pell Grant	11,704	\$ 56,302,365
SEOG Grant	2,917	3,252,957
Other (TEACH Grant)	42	151,630
Federal Totals	14,663	\$ 59,706,951

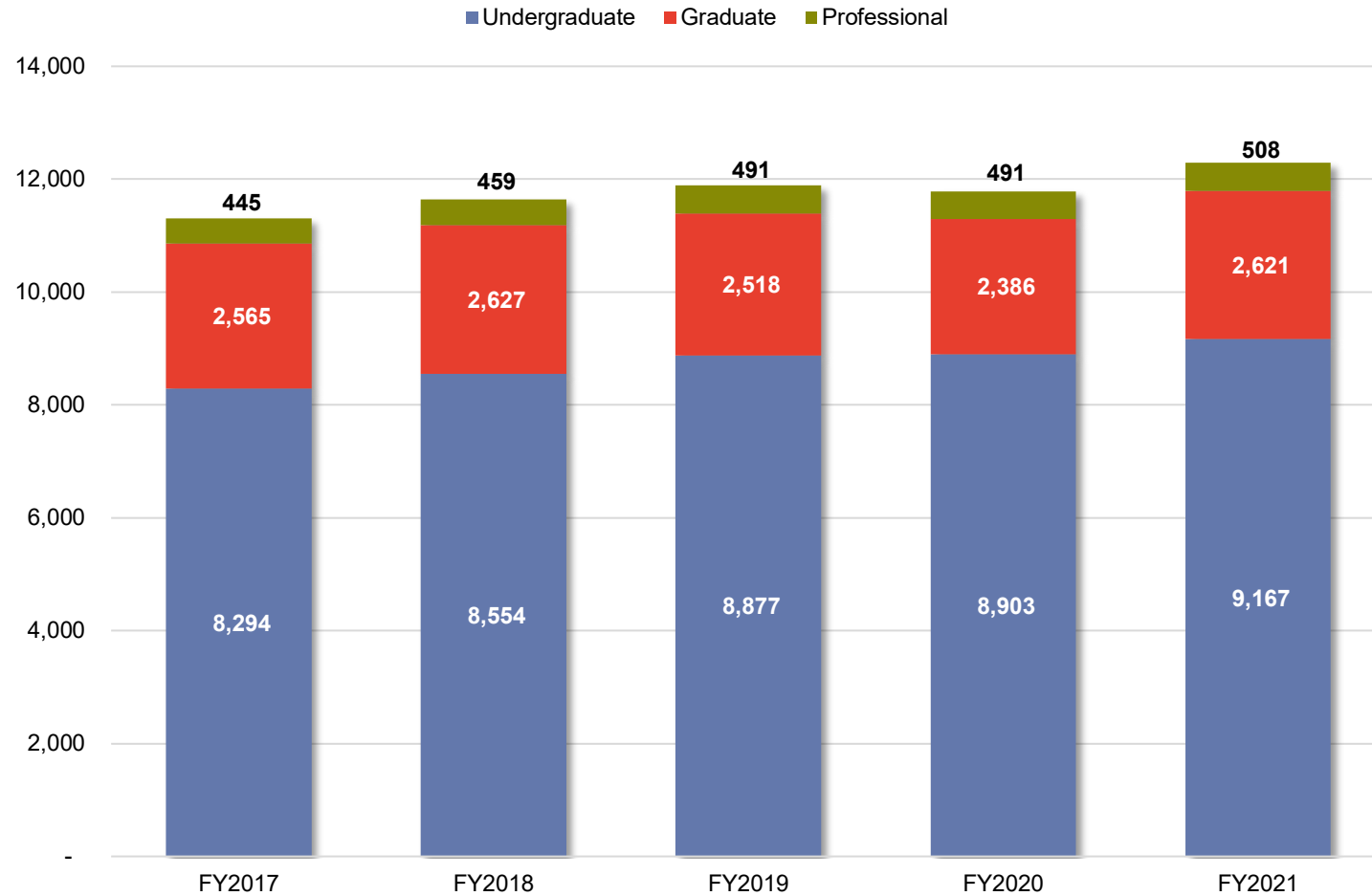
State	# Students	FY2021
LIFE Scholarship	11,812	\$ 62,030,230
LIFE Scholarship Enhancement	3,018	9,341,815
Palmetto Fellows Scholarship	2,738	21,906,746
Palmetto Fellows Scholarship Enhancement	1,196	3,270,519
HOPE Scholarship	920	2,406,600
SC Need Based Grant	8,662	10,326,386
National Guard Grant	150	609,346
SC Teaching Fellows	192	1,082,100
SC Lottery Tuition Assistance Program	4,119	4,991,486
State Totals	32,807	\$ 115,965,227

Institutional	# Students	FY2021
General University Scholarships	15,076	\$ 28,282,612
University Need Based Grants	2,500	5,114,703
Departmental Scholarships	3,470	6,820,871
Athletic Grants-in-Aid	867	10,236,005
Institutional Totals	21,913	\$ 50,454,191

Total Scholarship and Grant Aid	\$ 226,126,370
--	-----------------------



SYSTEM DEGREES AWARDED



South Carolina

SYSTEM BOND INDEBTEDNESS

Campus of Indebtedness		Amount Outstanding
<u>Columbia</u>		
	State Institution Bonds - Columbia	\$ 113,083,000
	State Institution Bonds - School of Medicine	1,415,000
	Athletic Facilities Revenue Bonds	162,830,000
	Revenue Bonds - Housing	291,680,000
	Revenue Bonds - Parking	7,585,000
	Revenue Bonds - Academic	49,095,000
	Subtotal	625,688,000
<u>Aiken Campus</u>		
	State Institution Bonds	\$ 3,835,000
	Revenue Bonds - Housing	15,300,000
	Subtotal	19,135,000
<u>Upstate Campus</u>		
	State Institution Bonds	\$ 8,385,000
	Revenue Bonds - Housing	23,375,000
	Revenue Bonds - Bookstore	3,275,000
	Subtotal	35,035,000
<u>Beaufort Campus</u>		
	State Institution Bonds	\$ 1,322,000
Total outstanding as of June 30, 2021		\$ 681,180,000



South Carolina

SYSTEM EMPLOYEES

	Columbia & SOMs	Aiken	Beaufort	Upstate	Palmetto College	System Total
Total Employees	13,248	818	471	1,261	669	16,467
Total Payroll						
Full-Time Faculty	1,977	187	108	270	167	2,709
Part-Time Faculty	665	94	60	177	137	1,133
Faculty Subtotal	2,642	281	168	447	304	3,842
Full-Time Staff	3,890	188	145	315	183	4,721
Part-Time Staff	1,140	63	23	124	88	1,438
Staff Subtotal	5,030	251	168	439	271	6,159
Graduate Assistants	2,719	33	1	9	1	2,763
Graduate Work Study	12	-	-	-	-	12
Regular Student Assistants	2,615	204	120	333	53	3,325
College Work Study	230	49	14	33	40	366
Student Employee	5,576	286	135	375	94	6,466
Total	13,248	818	471	1,261	669	16,467

Total Employees as of 10.31.21

FY2021 SYSTEM EMPLOYEE FTE

Type	State	Federal	Other	Total
Columbia & SOMs				
Authorized	2,689.38	115.91	2,352.16	5,157.45
Filled	2689.38	85.46	1,666.22	4,441.07
Vacant	-	30.45	685.94	716.38
Aiken				
Authorized	155.88	0.67	220.71	377.26
Filled	155.88	2.00	154.04	311.92
Vacant	-	(1.33)	66.67	65.34
Beaufort				
Authorized	51.49	0.25	194.10	245.84
Filled	51.49	0.25	165.17	216.91
Vacant	-	0.00	28.93	28.93
Upstate				
Authorized	184.82	2.07	329.11	516.00
Filled	184.82	-	280.91	465.73
Vacant	-	2.07	48.20	50.27
Palmetto College				
Authorized	94.90	1.46	173.32	269.68
Filled	94.90	0.82	140.38	236.10
Vacant	-	0.64	32.94	33.58
USC System				
Authorized	3,176.47	120.36	3,269.40	6,566.23
Filled	3,176.47	88.53	2,406.73	5,671.73
Vacant	-	31.83	862.67	894.50

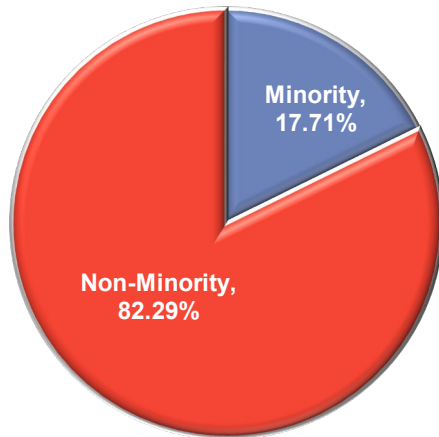
*As of 10.31.21



South Carolina

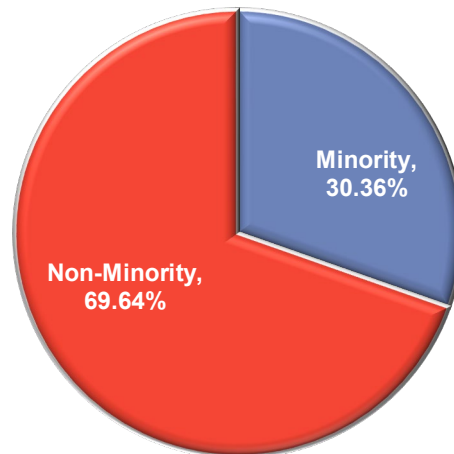
SYSTEM MINORITY OVERVIEW

ADMINISTRATION



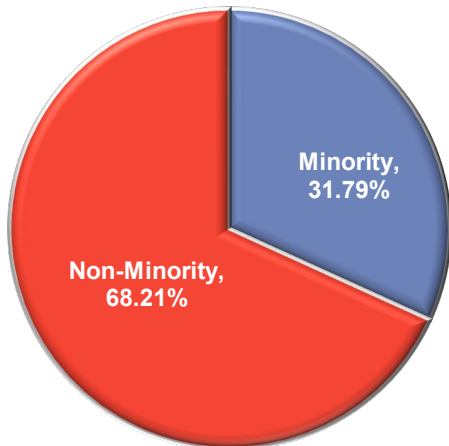
ADMINISTRATION	
Total Administration	96
Number Minority	17
% Minority	17.71%

FTEs



FTES	
Total FTEs	8,645
Number Minority	2,625
% Minority	30.36%

Employees



EMPLOYEES	
All Employees	12,274
Number Minority	3,902
% Minority	31.79%

SYSTEM 4% FEE WAIVER

I. Governing Legislation/UofSC System Policy

South Carolina Code of Laws: Section 59-101-620

UofSC System Policy: FINA 4.04

II. Summary

Legislation/policy allows institutions of higher education to offer educational fee waivers of up to 4% of the undergraduate students or in an amount based on 4% of the prior year's tuition revenue.

III. Purpose

The use of tuition awards is for the following purposes: to enable the campus to have a more direct influence of the diversity of the student body profile; to enroll academically talented students and students with special talents; and/or to meet student's financial need or to recognize student's contributions to the University.

IV. Special Treatment for UofSC System Comprehensive and Regional Colleges

Recipients of the 4% fee waiver at Comprehensive Institutions may include non-resident students and high school concurrent students. The combination of tuition award plus waived fees may not be greater than the differential between tuition rates for residents and non-residents. No more than one-half of the 4% calculation may be awarded to non-resident students.

V. Threshold Calculation (Equivalent Method - Per Policy FINA 4.04)

SYSTEM ABATEMENTS

Abatements provide an avenue, through strategic leveraging of discount rates, to recruit and retain high caliber non-resident undergraduate students to the University of South Carolina.

The State of South Carolina requires or allows several abatements through state law.

This includes

- ☐ Active Duty Military
- ☐ Certain Military Dependents
- ☐ Academic Common Market
- ☐ Sister-State
- ☐ International Agreements
- ☐ American Legion Scholars
- ☐ Reciprocal Exchanges

Students who receive institutional abatements possess academic, athletic, or musical talents to enhance the campus and community.

UofSC Columbia uses a tiered tuition structure for non-resident scholarship students with different discount rates. This has been intentionally developed over time to compete for high caliber students while maximizing net tuition revenue.

At UofSC Columbia, the non-resident student population subsidizes the cost of education for South Carolina residents.

SYSTEM

4% FEE WAIVER & ABATEMENTS

	FY2019			FY2020			FY2021		
Class	# Students	Non-Resident	Resident	# Students	Non-Resident	Resident	# Students	Non-Resident	Resident
4% Fee Waivers									
Freshmen	1,105	898	207	1,776	1,662	114	1,680	1,545	135
Sophomore	1,464	1,403	61	2,189	2,143	46	2,538	2,475	63
Junior	1,323	1,280	43	1,450	1,424	26	1,923	1,884	39
Senior	1,940	1,883	57	2,223	2,184	39	2,582	2,529	53
Other	51	49	2	84	82	2	87	87	-
Total	5,883	5,513	370	7,722	7,495	227	8,810	8,520	290
Abatements - Full									
Freshmen	1,005	1	1,004	1,178	2	1,176	1,094	6	1,088
Sophomore	1,257	-	1,257	1,256	-	1,256	1,248	2	1,246
Junior	1,194	1	1,193	1,208	-	1,208	1,330	1	1,329
Senior	1,717	4	1,713	1,723	1	1,722	1,536	-	1,536
Other	2,552	402	2,150	2,462	423	2,039	2,477	473	2,004
Total	7,725	408	7,317	7,827	426	7,401	7,685	482	7,203
Abatements - Partial									
Freshmen	768	-	768	896	-	896	787	-	787
Sophomore	603	-	603	565	-	565	625	-	625
Junior	589	-	589	541	-	541	573	-	573
Senior	825	-	825	864	-	864	685	-	685
Other	336	-	336	257	-	257	357	-	357
Total	3,121	-	3,121	3,123	-	3,123	3,027	-	3,027



South Carolina

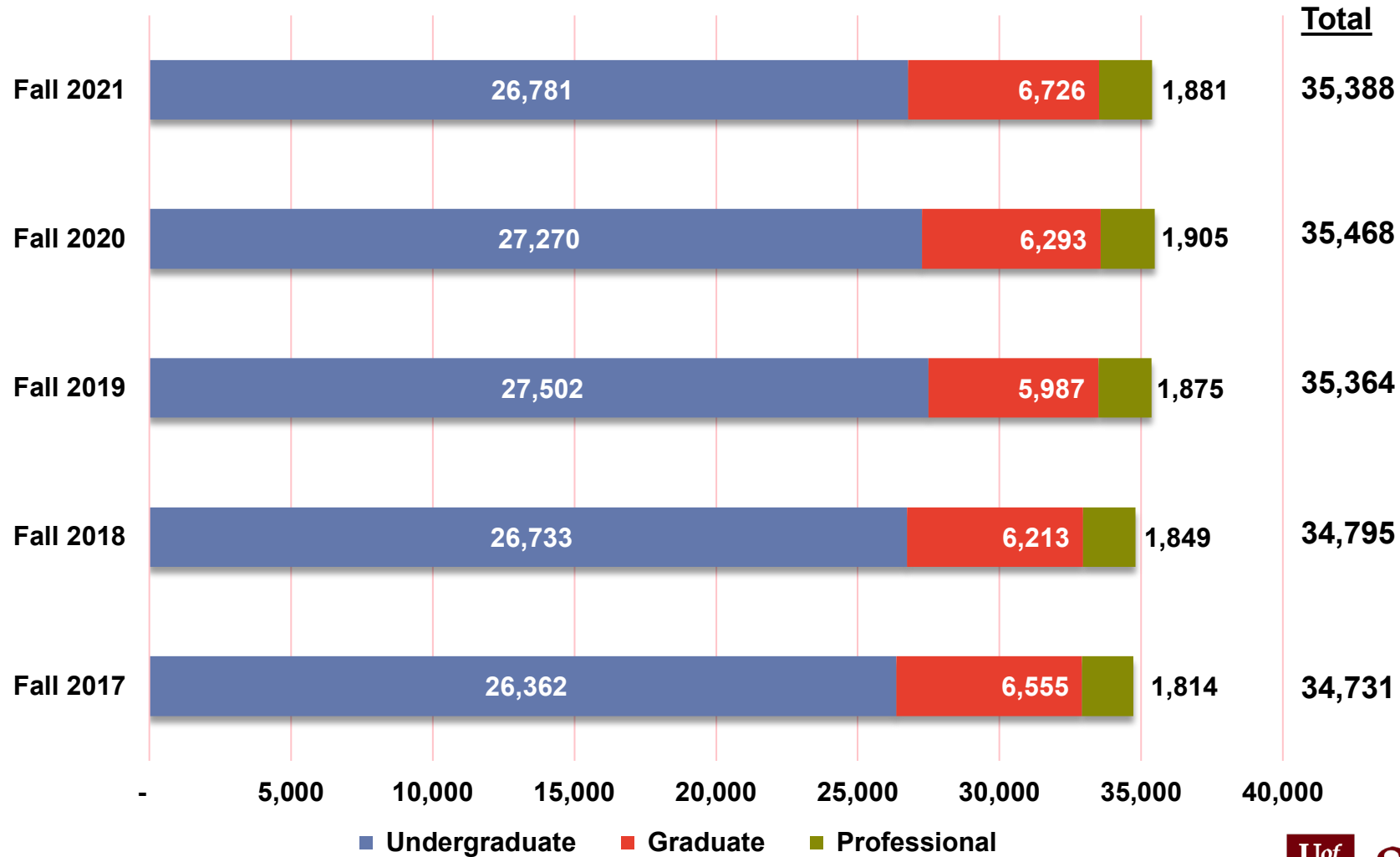


UNIVERSITY OF
South Carolina

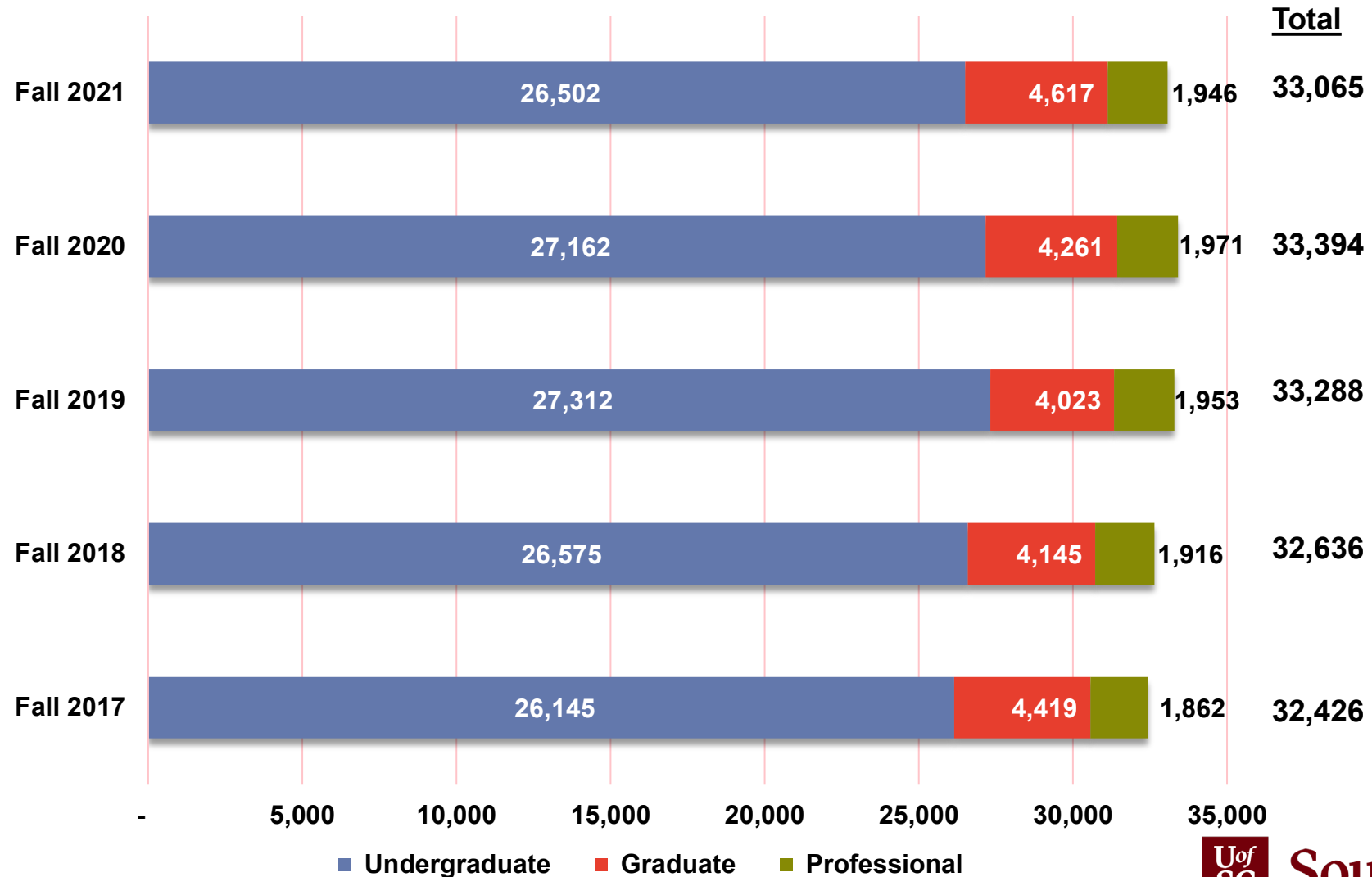


Columbia

COLUMBIA HEADCOUNT ENROLLMENT

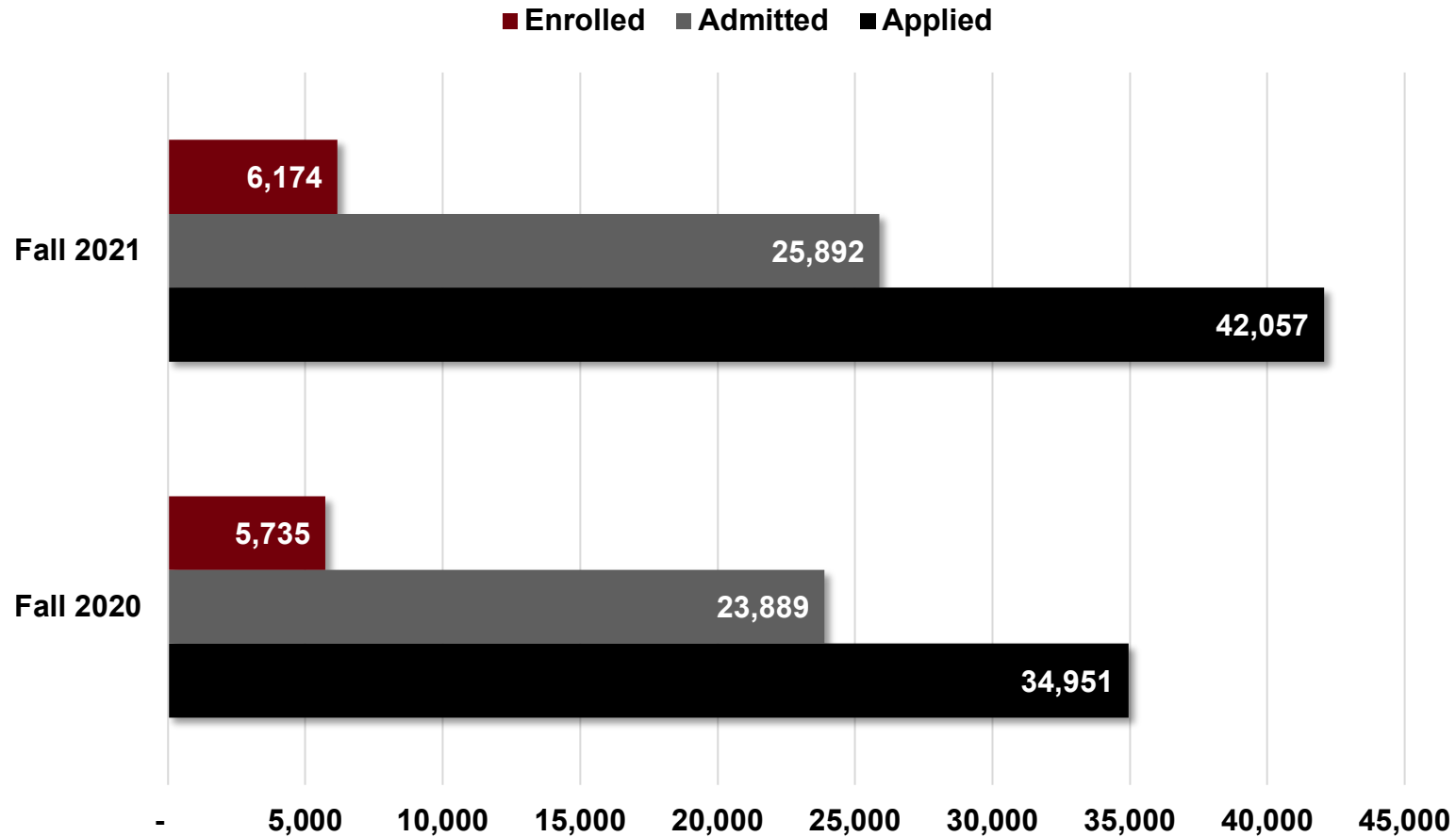


COLUMBIA FTE ENROLLMENT



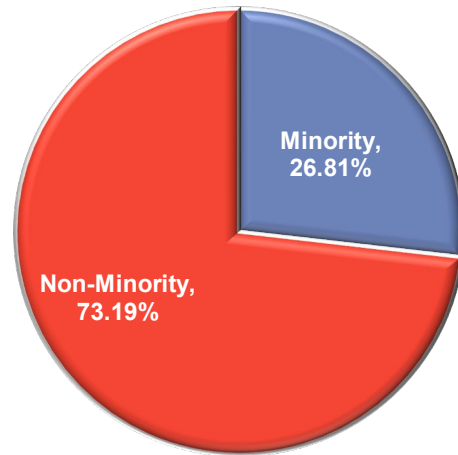
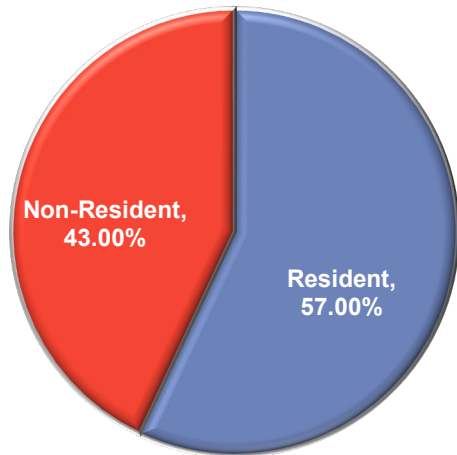
South Carolina

COLUMBIA ENROLLMENT SUMMARY

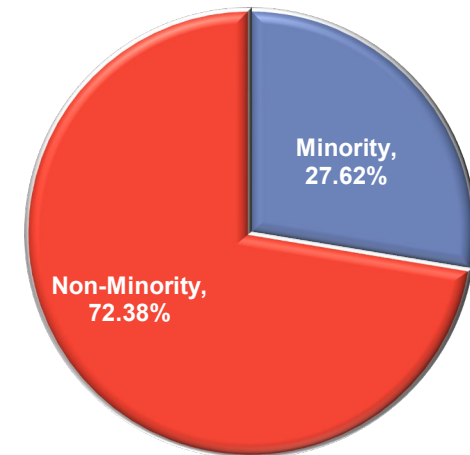
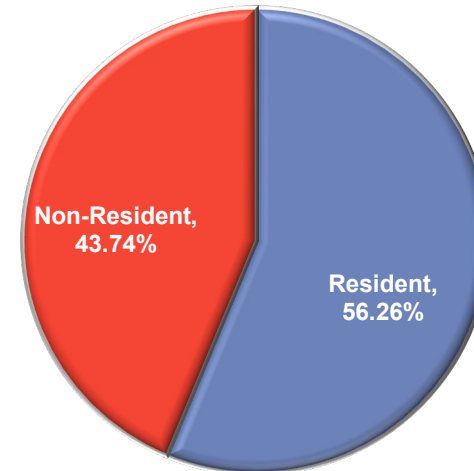


COLUMBIA ENROLLMENT SUMMARY

Fall 2020

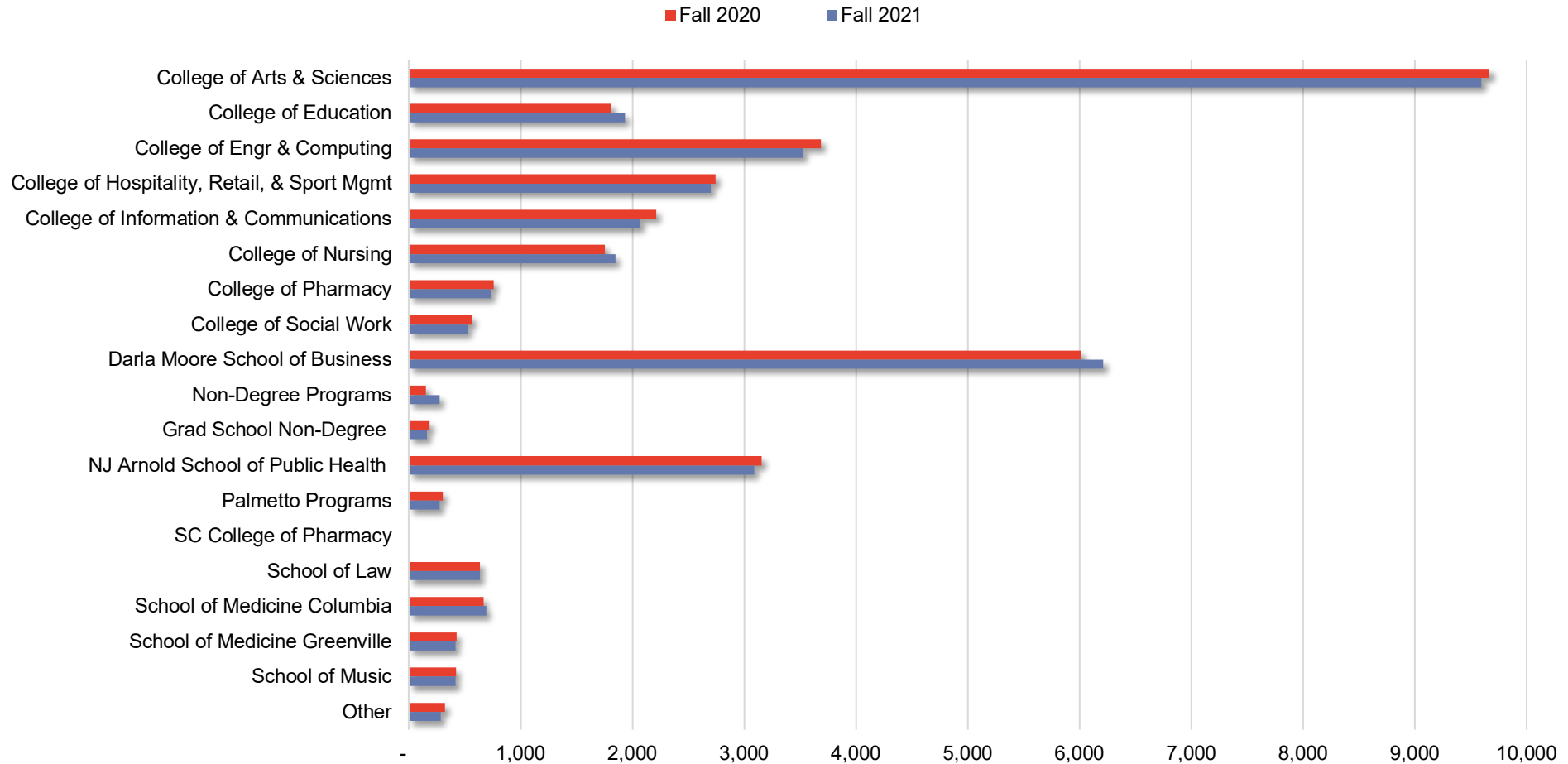


Fall 2021




Residency based on student's legal residency. Non-resident includes student with residency exceptions such as academic common market, military, veterans and their dependents, and reciprocity agreements.

COLUMBIA ENROLLMENT BY COLLEGE

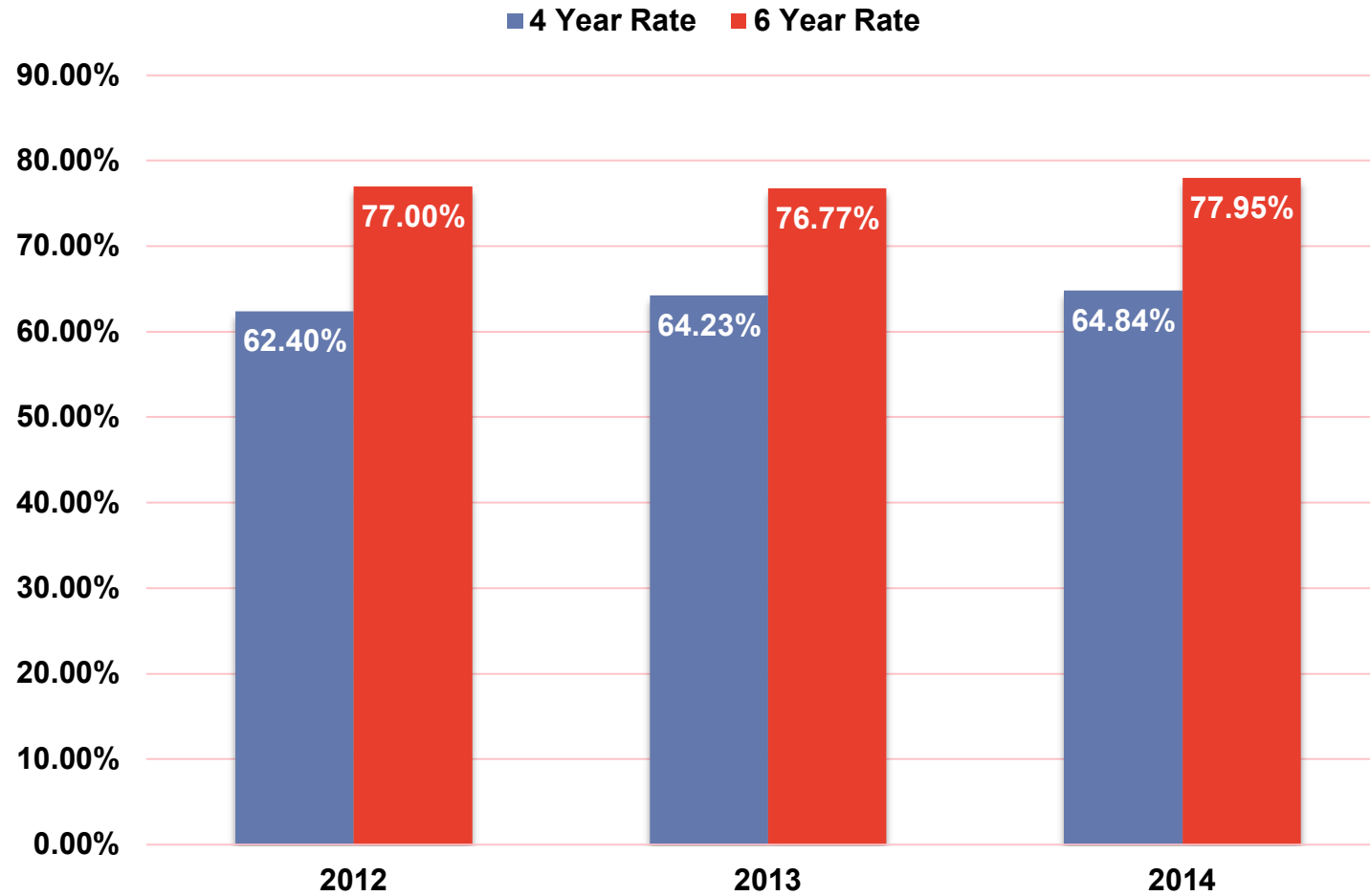


COLUMBIA SUCCESS RATE



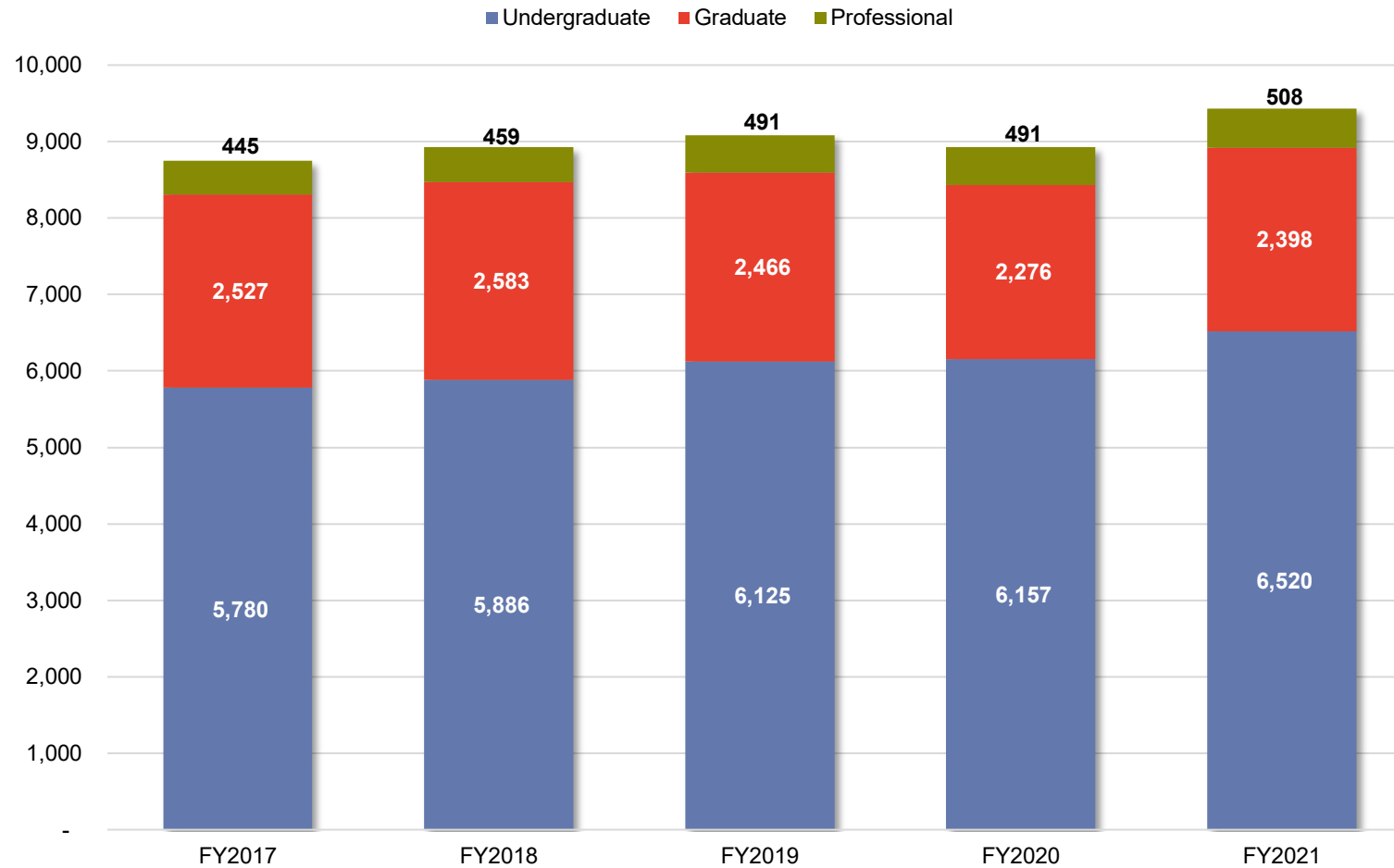
392,416	# of Alumni
259,981	# of Alumni in SC

COLUMBIA GRADUATION RATE

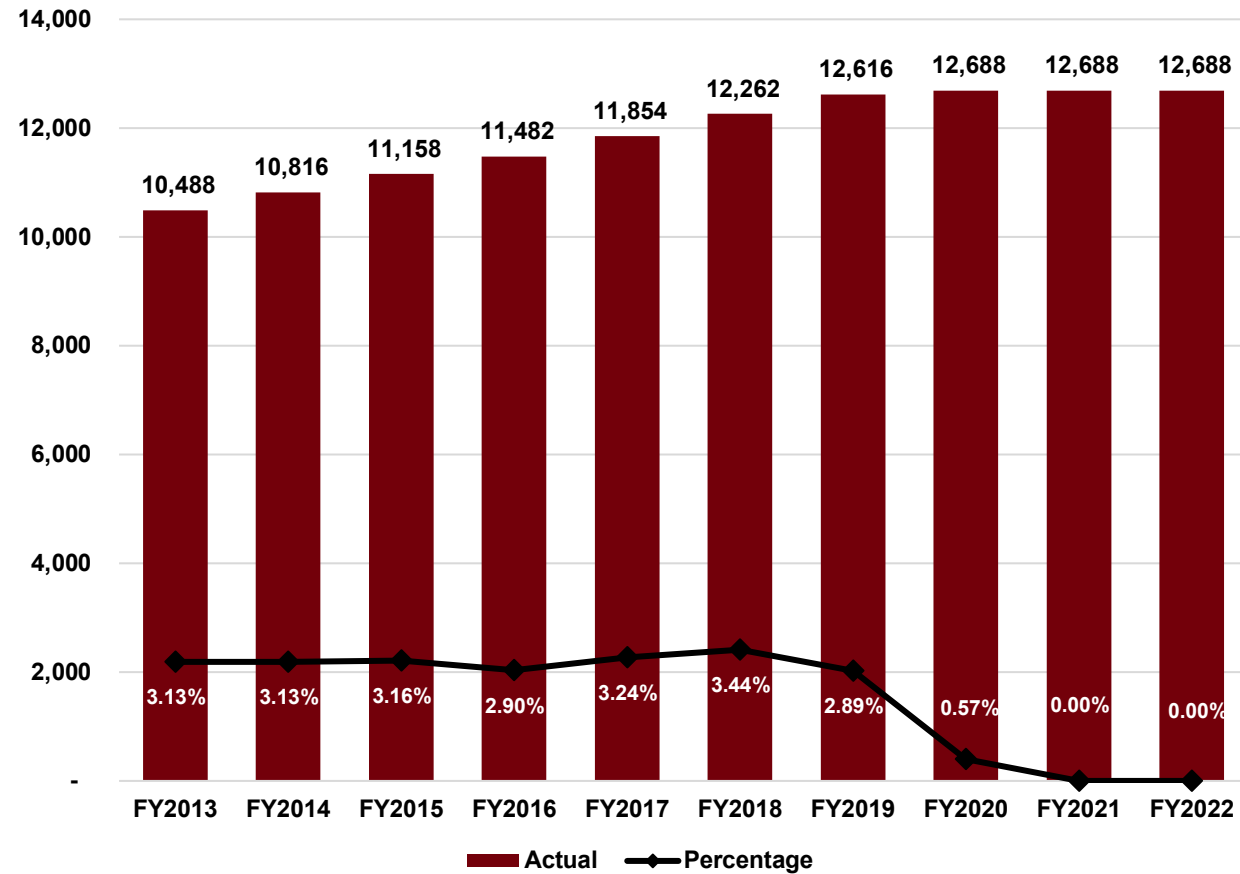


South Carolina

COLUMBIA DEGREES AWARDED



COLUMBIA IN-STATE UNDERGRADUATE TUITION & REQUIRED FEES



COLUMBIA

RESIDENT UNDERGRADUATE TUITION & FEES PER SEMESTER

	2020-2021	\$ Change	2021-2022
Resident Undergraduate Tuition			
Educational & General	\$ 5,262.50	\$ -	\$ 5,262.50
Bond Debt Service	319.50	-	319.50
Renovation Reserve	40.00	-	40.00
Transportation Fee	28.00	-	28.00
Wellness Center	105.00	-	105.00
Student Activities	87.00	-	87.00
Student Health Center	190.00	-	190.00
Computer Fee	40.00	-	40.00
Student Union	15.00	-	15.00
Student Recreation	5.00	-	5.00
Athletics Activity	52.00	-	52.00
Total Resident Undergraduate Tuition	\$ 6,144.00	\$ -	\$ 6,144.00
Technology Fee	200.00	-	200.00
Total Required Tuition and Fees	\$ 6,344.00	\$ -	\$ 6,344.00

COLUMBIA

NON-RESIDENT UNDERGRADUATE TUITION & FEES PER SEMESTER

	2020-2021	\$ Change	2021-2022
Non-Resident Undergraduate Tuition			
Educational & General	\$ 15,386.50	\$ -	\$ 15,386.50
Bond Debt Service	815.50	-	815.50
Renovation Reserve	40.00	-	40.00
Transportation Fee	28.00	-	28.00
Wellness Center	105.00	-	105.00
Student Activities	87.00	-	87.00
Student Health Center	190.00	-	190.00
Computer Fee	40.00	-	40.00
Student Union	15.00	-	15.00
Student Recreation	5.00	-	5.00
Athletics Activity	52.00	-	52.00
Total Resident Undergraduate Tuition	\$ 16,764.00	\$ -	\$ 16,764.00
Technology Fee	200.00	-	200.00
Total Required Tuition and Fees	\$ 16,964.00	\$ -	\$ 16,964.00

COLUMBIA

REQUIRED TUITION & FEES PER SEMESTER FOR FULL-TIME STUDENTS

	2020-2021	\$ Change	2021-2022
Columbia			
Undergraduate			
Resident	\$ 6,344.00	\$ -	\$ 6,344.00
Non-Resident	16,964.00	-	16,964.00
Graduate			
Resident	7,067.00	-	7,067.00
Non-Resident	15,080.00	-	15,080.00
Law			
Resident	10,736.00	(375.00)	10,361.00
Non-Resident	26,240.00	-	26,240.00
Medical School - Columbia and Greenville Campuses			
Resident	\$ 21,744.00	\$ -	\$ 21,744.00
Non-Resident	43,875.00	-	43,875.00

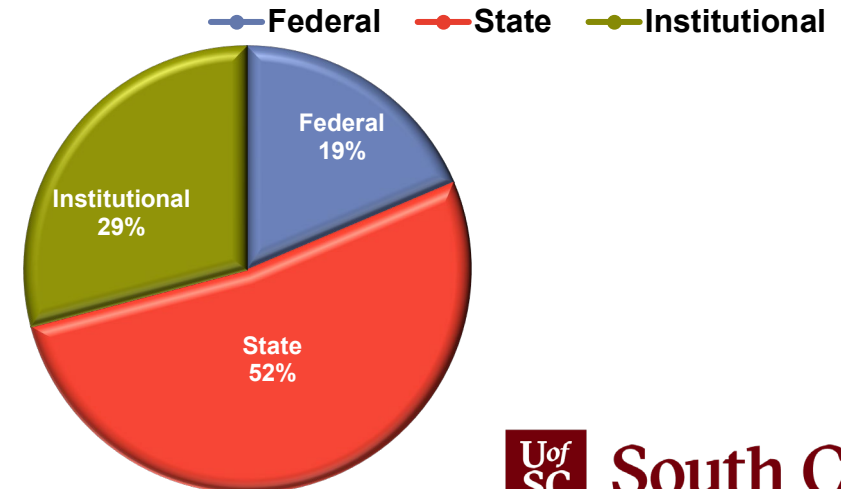
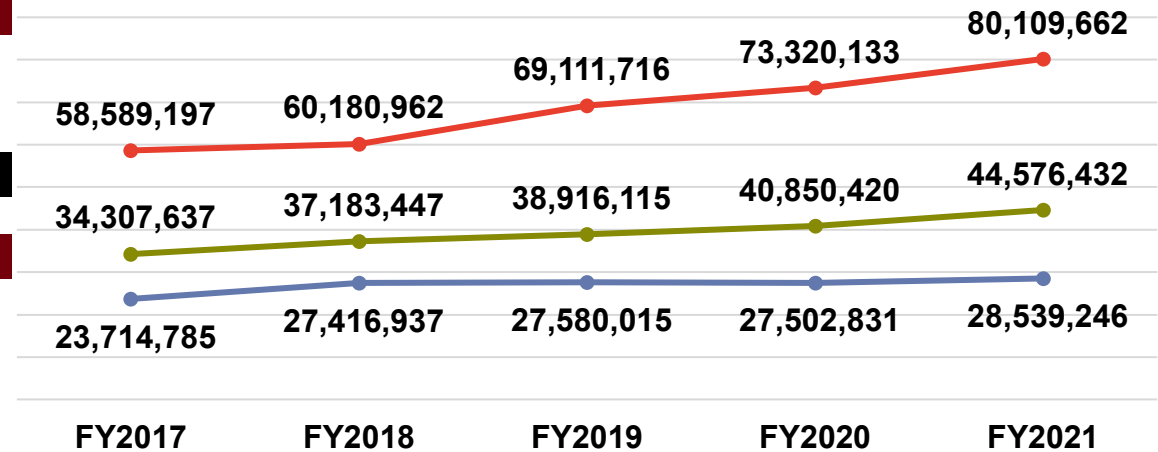
COLUMBIA FY2021 SCHOLARSHIPS AND GRANTS

Federal	# Students	FY2021
Pell Grant	5,351	\$ 26,059,403
SEOG Grant	1,386	2,399,761
Other (TEACH Grant)	23	80,082
Federal Totals	6,760	\$ 28,539,246

State	# Students	FY2021
LIFE Scholarship	8,295	\$ 45,408,383
LIFE Scholarship Enhancement	2,264	5,470,883
Palmetto Fellows Scholarship	2,560	20,674,550
Palmetto Fellows Scholarship Enhancement	1,084	2,617,040
HOPE Scholarship	381	998,200
SC Need Based Grant	2,043	3,840,056
National Guard Grant	83	336,750
SC Teaching Fellows	136	763,800
State Totals	16,846	\$ 80,109,662

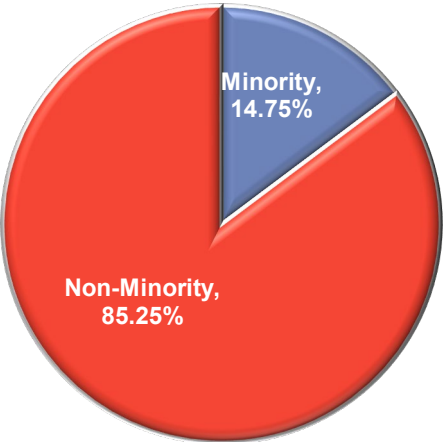
Institutional	# Students	FY2021
General University Scholarships	12,878	\$ 24,109,712
University Need Based Grants	2,500	5,114,703
Departmental Scholarships	3,470	6,820,871
Athletic Grants-in-Aid	505	8,531,146
Institutional Totals	19,353	\$ 44,576,432

Total Scholarship and Grant Aid	\$ 153,225,340
--	-----------------------



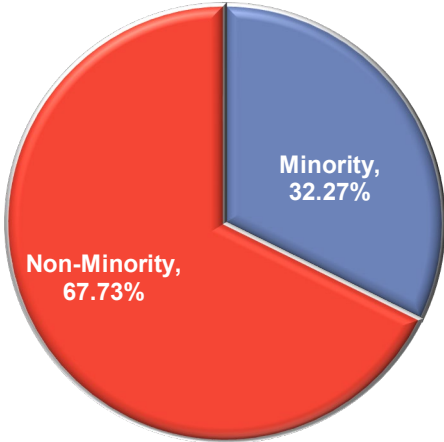
COLUMBIA MINORITY OVERVIEW

Administration



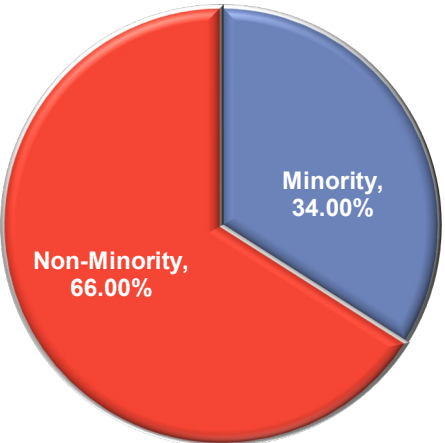
ADMINISTRATION	
Total Administration	61
Number Minority	9
% Minority	14.75%

FTEs



FTEs	
Total FTEs	6,964
Number Minority	2,247
% Minority	32.27%

Employees



EMPLOYEES	
All Employees	9,999
Number Minority	3,400
% Minority	34.00%

COLUMBIA

FACULTY-STUDENT RATIO

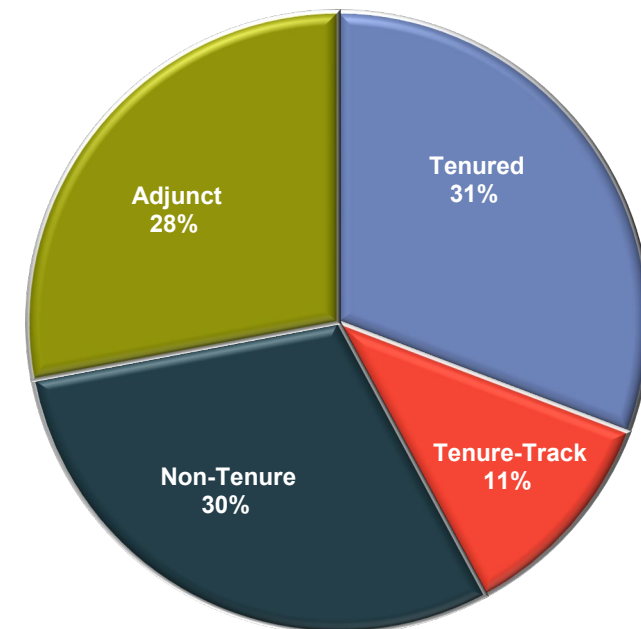
College	Ratio
Arnold School of Public Health	1:14
College of Arts & Sciences	1:14
College of Education	1:08
College of Engr & Computing	1:16
College of Hospitality, Retail, & Sport Mgmt	1:39
College of Information & Communications	1:25
College of Nursing	1:18
College of Pharmacy	1:10
College of Social Work	1:8
Darla Moore School of Business	1:32
School of Law	1:11
School of Medicine Columbia	1:03
School of Medicine Greenville	1:19
School of Music	1:06



South Carolina

COLUMBIA TENURED VS. NON-TENURED FACULTY OVERVIEW

College	Tenured	Tenure-Track	Non-Tenure	Adjunct	Total
Arnold School of Public Health	56	33	100	53	242
College of Arts & Sciences	368	82	155	206	811
College of Education	53	20	47	114	234
College of Engr & Computing	94	30	75	32	231
College of Hospitality, Retail, & Sport Mgmt	34	4	26	24	88
College of Information & Communications	28	13	20	23	84
College of Nursing	12	8	36	97	153
College of Pharmacy	15	8	45	11	79
College of Social Work	15	4	32	32	83
Darla Moore School of Business	70	40	66	37	213
School of Law	34	3	7	41	85
School of Medicine Columbia	29	14	179	39	261
School of Medicine Greenville	4	-	17	-	21
School of Music	36	14	7	26	83
South Carolina Honors College	1	-	2	10	13
Other	11	15	21	36	83
Overall Institution	860	317	835	781	2,764



COLUMBIA 4% FEE WAIVER

4% Fee Waiver Calculation

FY2021

FY2022

Fall Estimated Undergraduate Credit Hours	409,689	408,197
Divided by Full-Time Hourly Base	12	12
Fall FTE	34,141	34,016
Multiplied by Net Tuition	\$ 6,344	\$ 6,344
"Gross Equivalent" Fall Tuition	\$ 216,588,918	\$ 215,800,147
Multiplied by 4%	4%	4%
Estimated Fall 4% Waiver (Undergraduate)	\$ 8,663,557	\$ 8,632,006
Spring Estimated Undergraduate Credit Hours	380,399	374,801
Divided by Full-Time Hourly Base	12	12
Spring FTE	31,700	31,233
Multiplied by Net Tuition	6,344	6,344
"Gross Equivalent" Spring Tuition	\$ 201,104,271	\$ 198,144,795
Multiplied by 4%	4%	4%
Estimated Spring 4% Waiver (Undergraduate)	\$ 8,044,171	\$ 7,925,792
Estimated 4% Fee Waiver (Undergraduate)	\$ 16,707,728	\$ 16,557,798

*Note: Tuition rate based on prior year



South Carolina

COLUMBIA

FEE WAIVERS & ABATEMENTS

	FY2019			FY2020			FY2021		
Class	# Students	Non-Resident	Resident	# Students	Non-Resident	Resident	# Students	Non-Resident	Resident
4% Fee Waivers									
Freshmen	338	334	4	1,125	1,109	16	871	868	3
Sophomore	1,127	1,117	10	1,823	1,810	13	2,164	2,152	12
Junior	1,087	1,081	6	1,208	1,201	7	1,619	1,615	4
Senior	1,671	1,655	16	1,946	1,934	12	2,302	2,290	12
Other	51	49	2	84	82	2	83	83	-
Total	4,274	4,236	38	6,186	6,136	50	7,039	7,008	31
Abatements - Full									
Freshmen	806	1	805	939	2	937	860	6	854
Sophomore	1,114	-	1,114	1,147	-	1,147	1,110	-	1,110
Junior	1,058	1	1,057	1,084	-	1,084	1,211	1	1,210
Senior	1,481	2	1,479	1,518	1	1,517	1,389	-	1,389
Other	2,473	348	2,125	2,377	358	2,019	2,389	406	1,983
Total	6,932	352	6,580	7,065	361	6,704	6,959	413	6,546
Abatements - Partial									
Freshmen	683	-	683	777	-	777	698	-	698
Sophomore	548	-	548	505	-	505	552	-	552
Junior	516	-	516	486	-	486	516	-	516
Senior	754	-	754	760	-	760	605	-	605
Other	336	-	336	257	-	257	357	-	357
Total	2,837	-	2,837	2,785	-	2,785	2,728	-	2,728



South Carolina

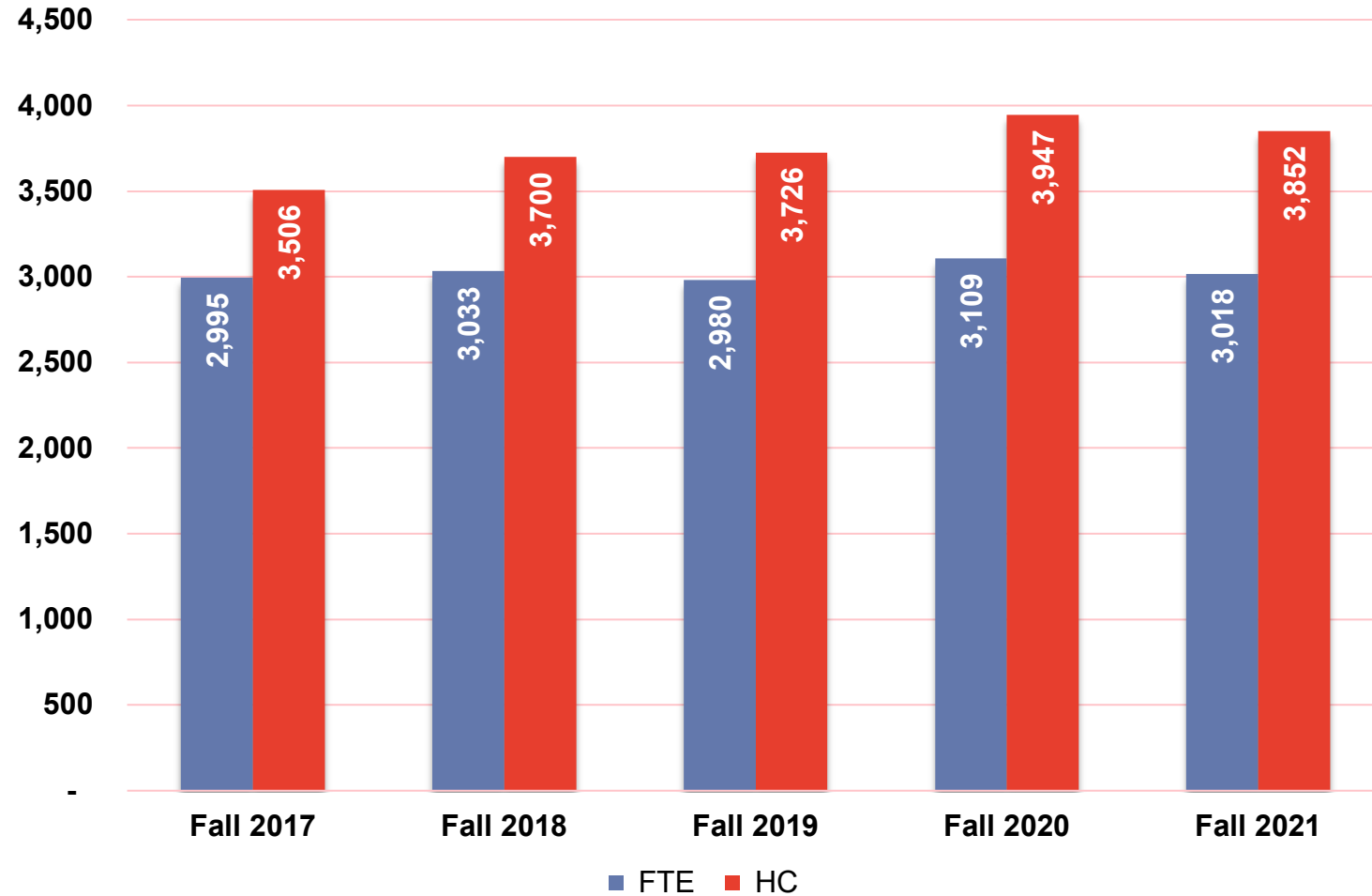


UNIVERSITY OF
South Carolina
AIKEN

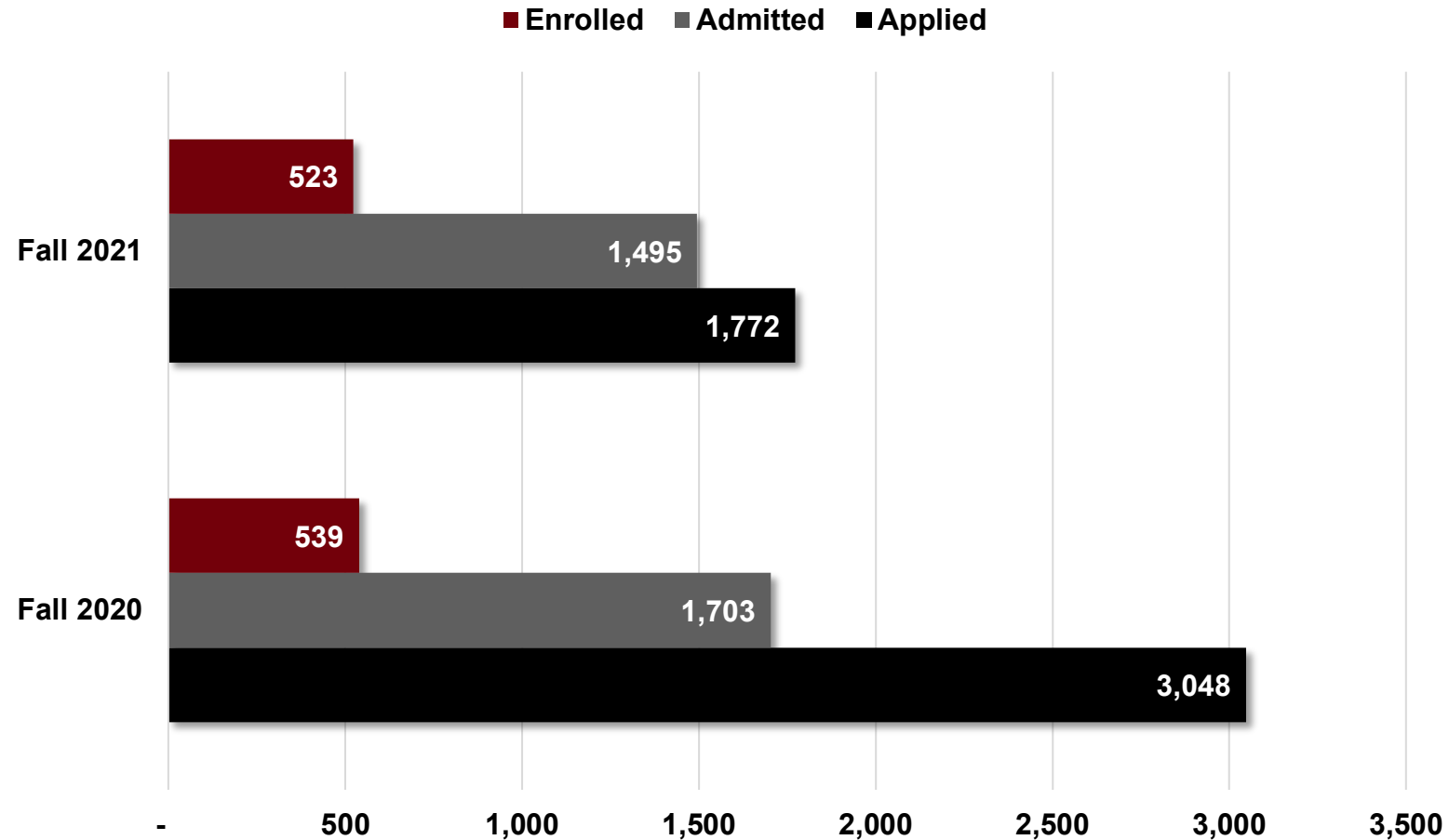


South Carolina

AIKEN ENROLLMENT

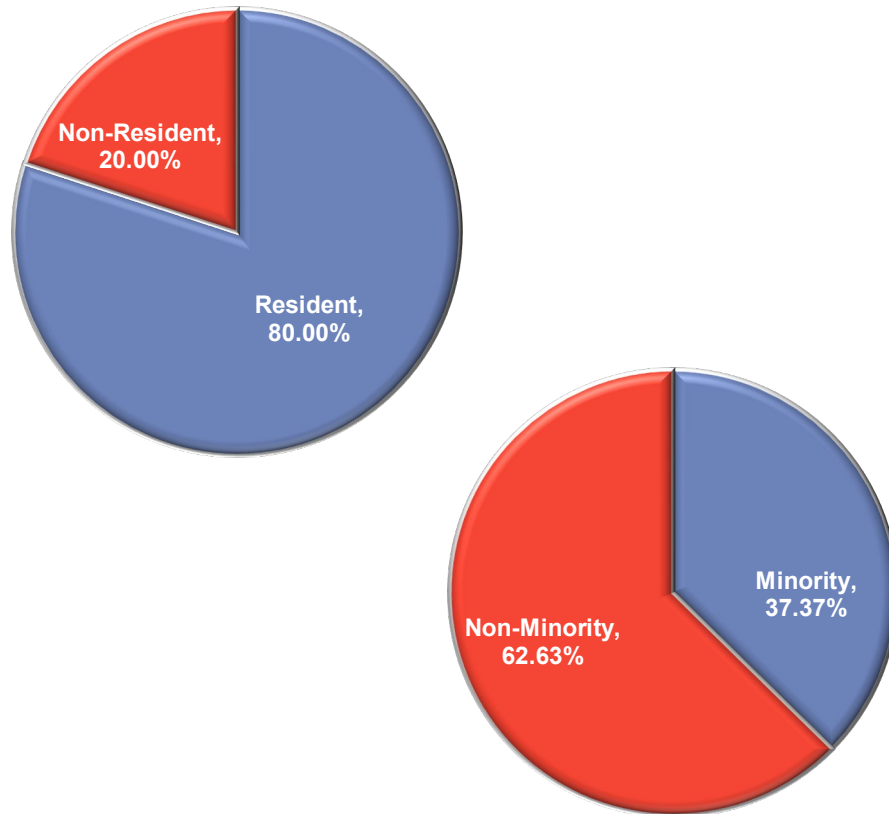


AIKEN ENROLLMENT SUMMARY

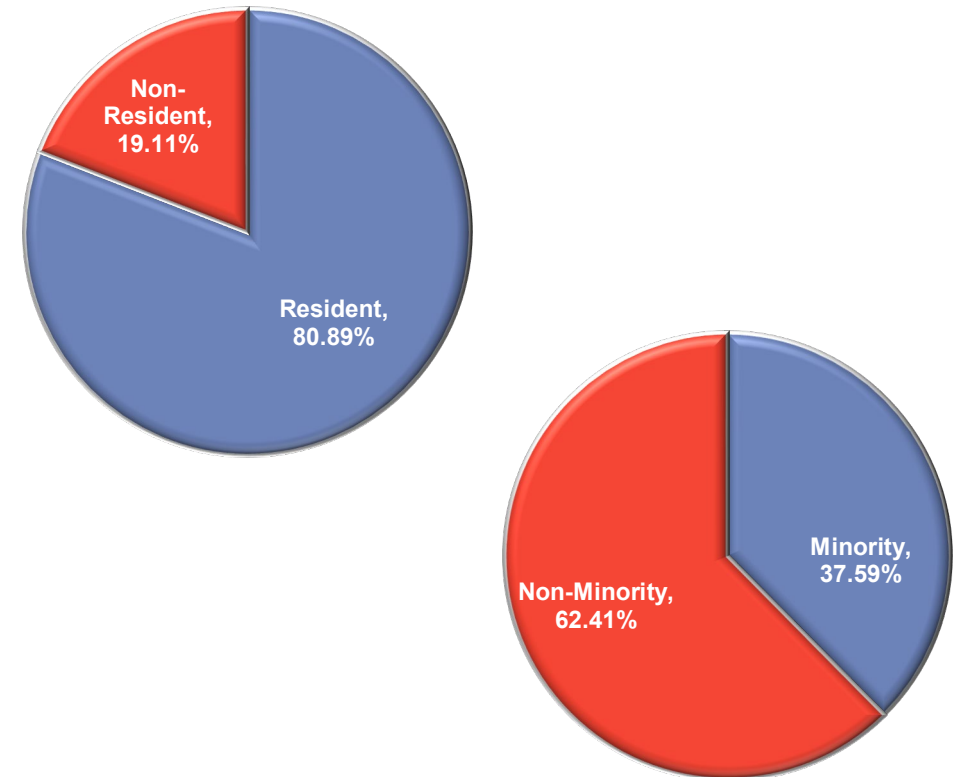


AIKEN ENROLLMENT SUMMARY

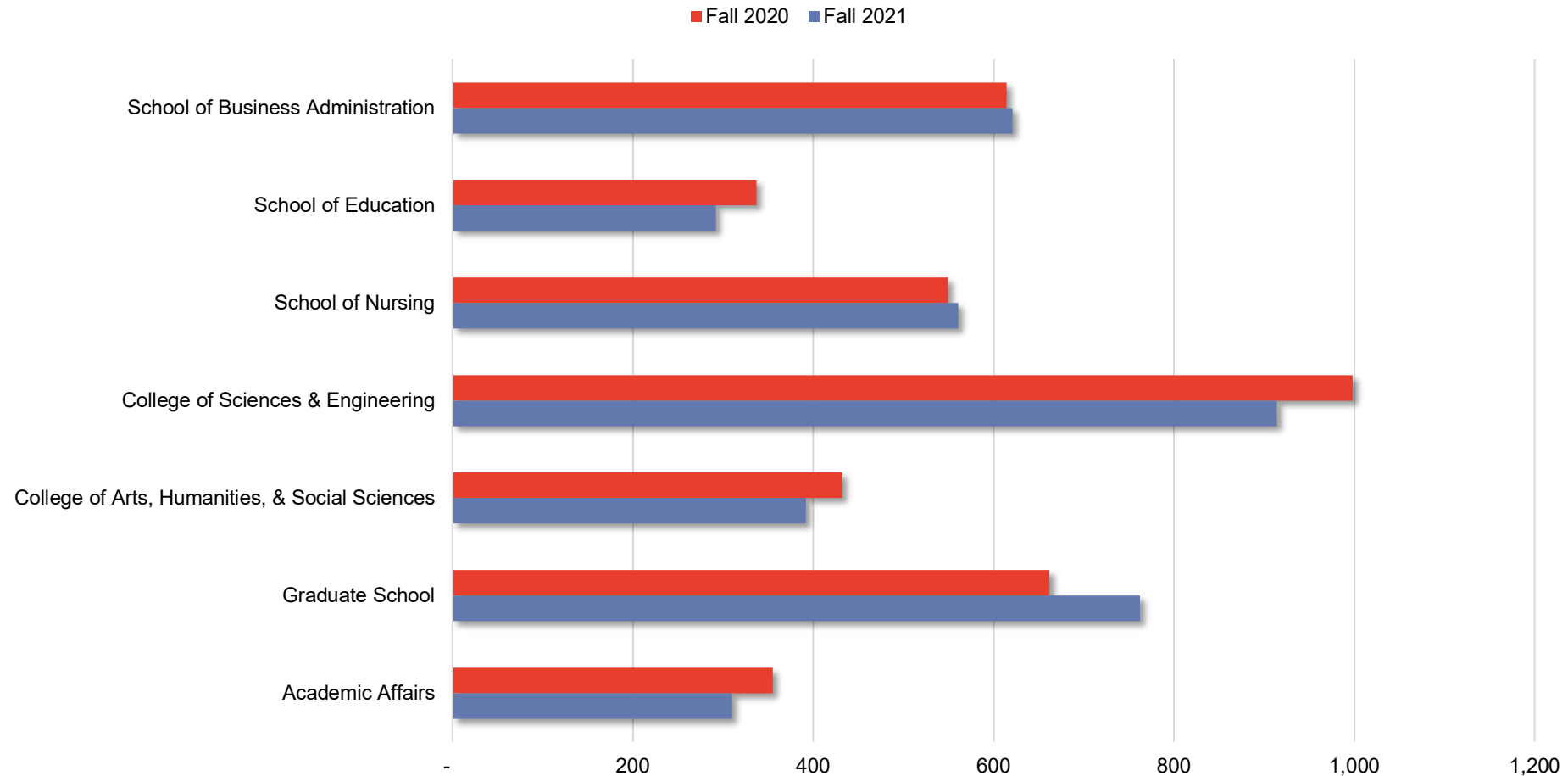
Fall 2020



Fall 2021

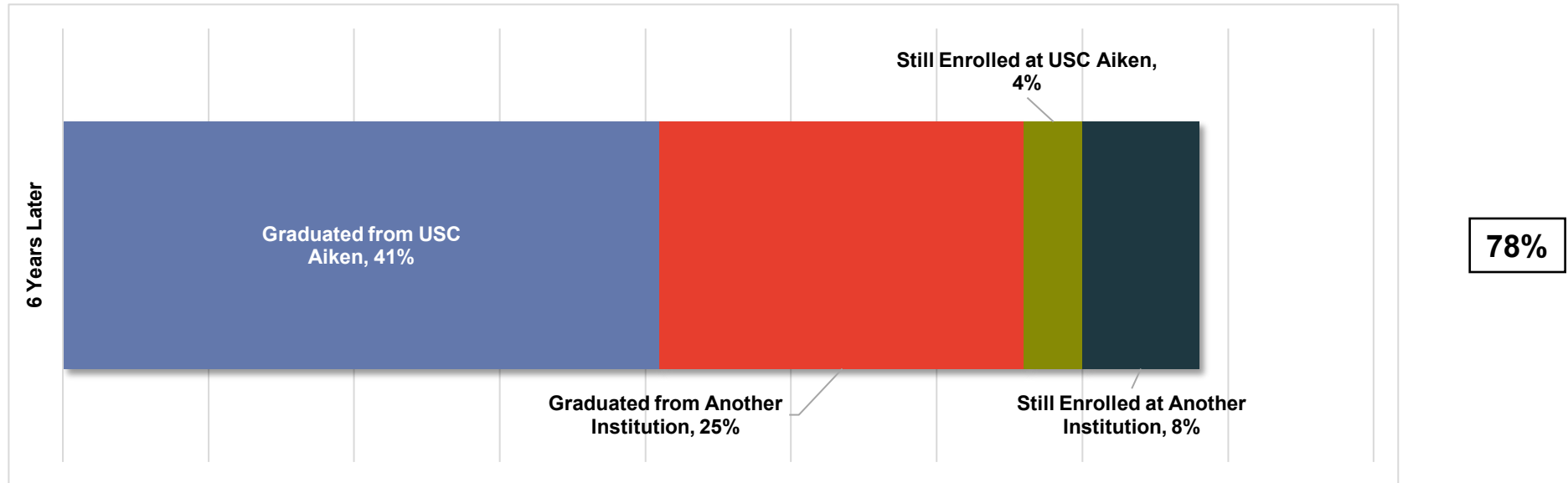


AIKEN ENROLLMENT BY COLLEGE



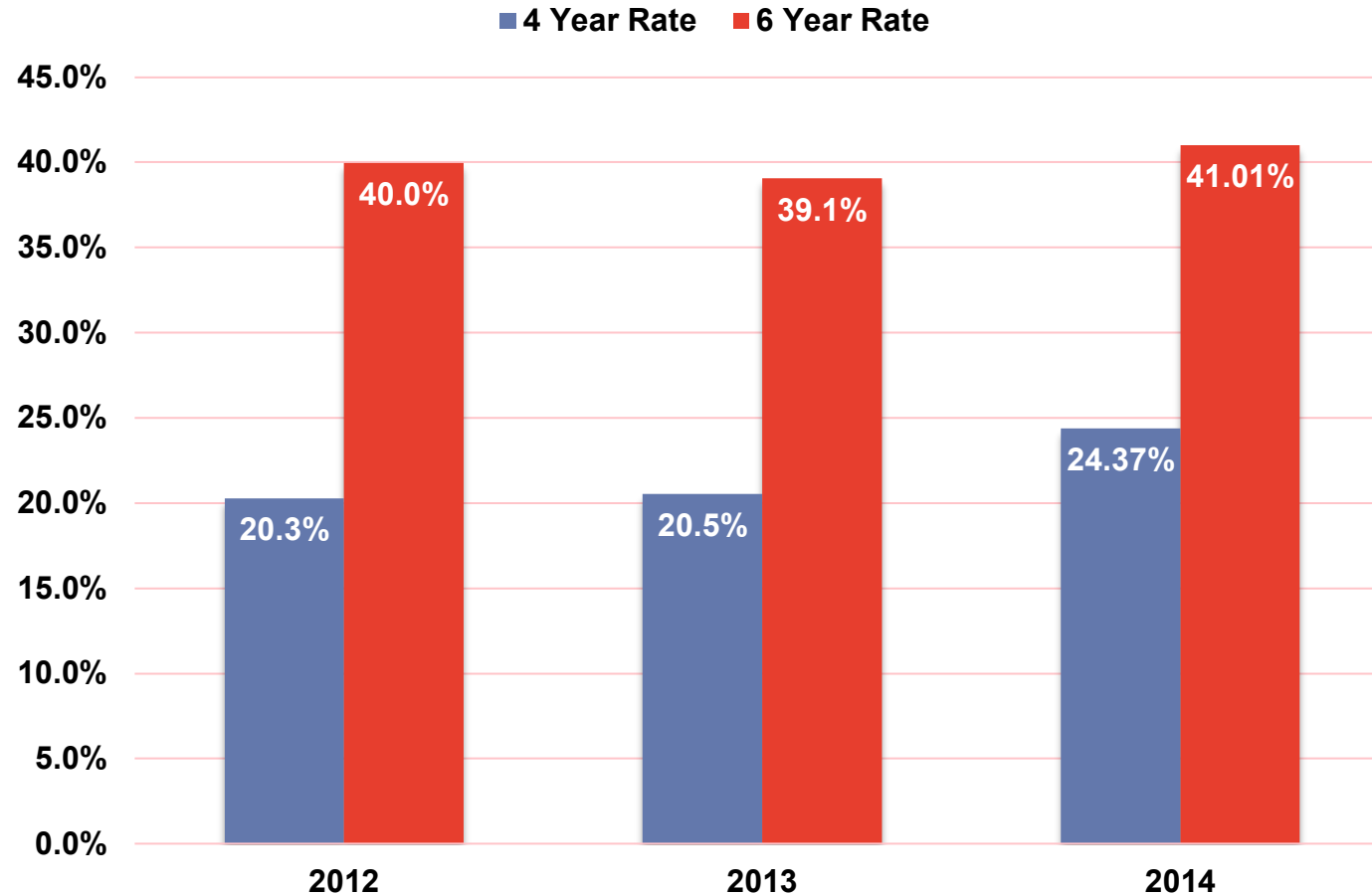
South Carolina

AIKEN SUCCESS RATE

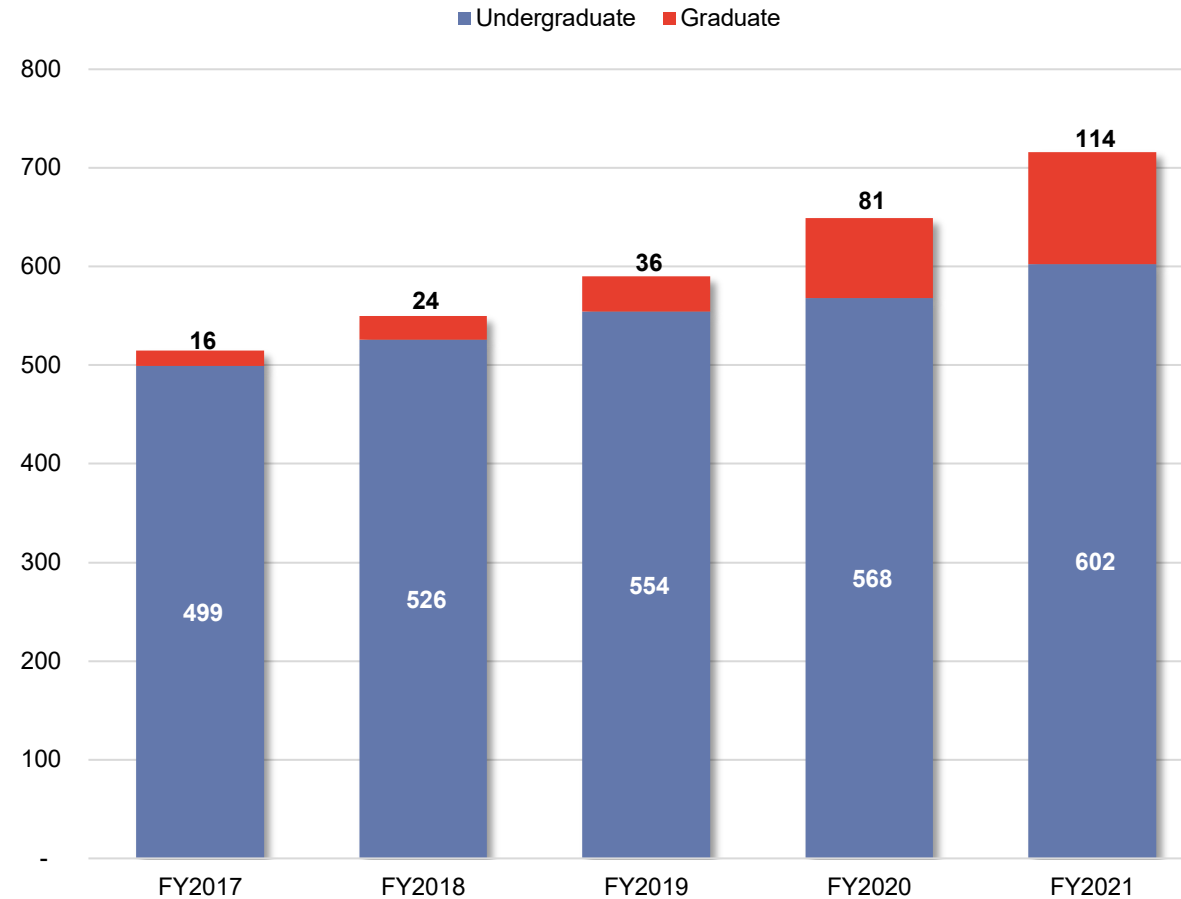


18,897 # of Alumni
13,865 # of Alumni in SC

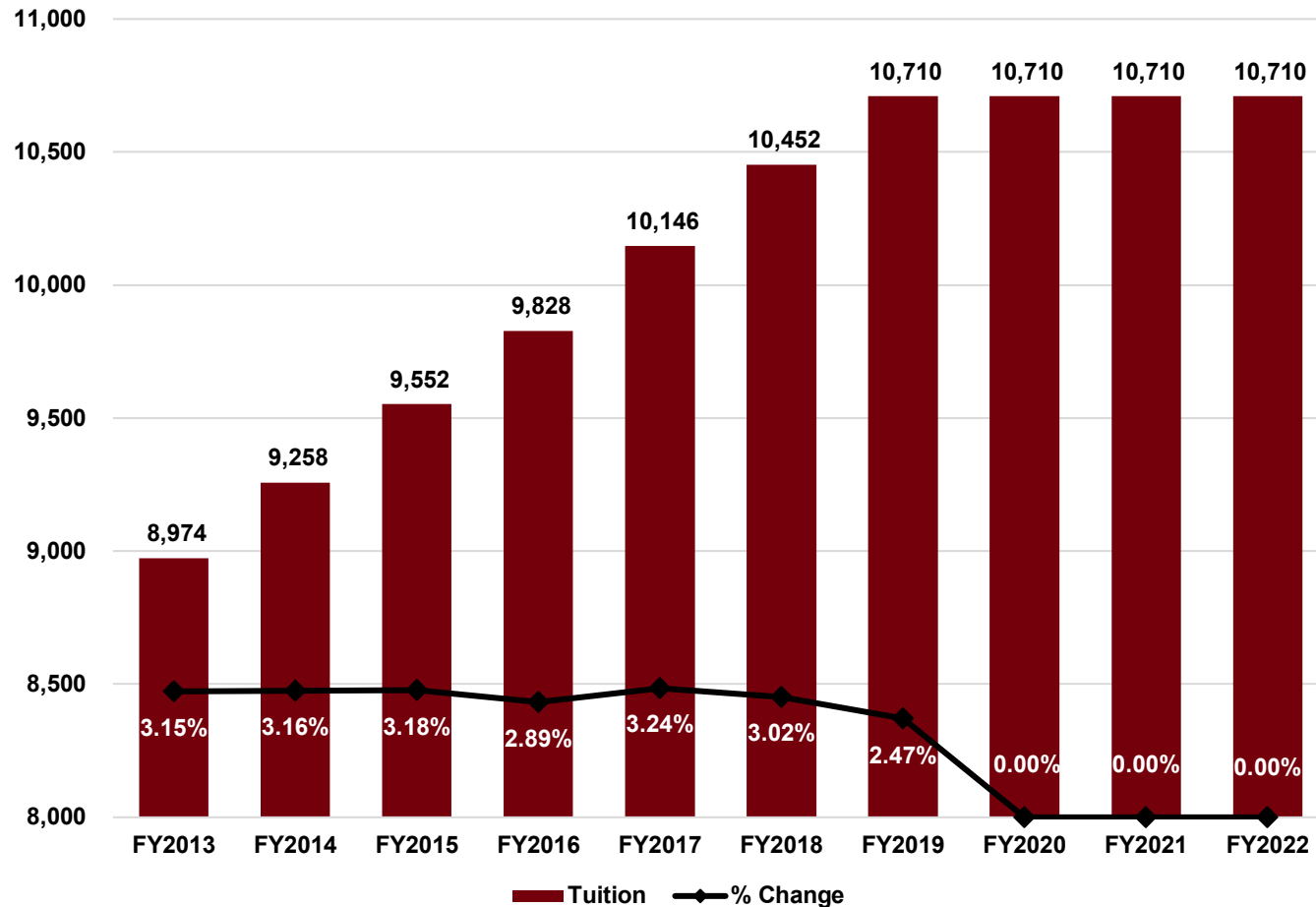
AIKEN GRADUATION RATE



AIKEN DEGREES AWARDED



AIKEN IN-STATE UNDERGRADUATE TUITION & REQUIRED FEES



AIKEN

UNDERGRADUATE TUITION & FEES PER SEMESTER

	2020-2021	\$ Change	2021-2022
USC Aiken			
Resident Undergraduate Tuition			
Educational & General	\$ 4,639.00	\$ -	\$ 4,639.00
Institutional Bond	241.00	-	241.00
Campus Activity	32.00	-	32.00
Student Health	32.00	-	32.00
Campus Media	5.00	-	5.00
Renovation Reserve	12.00	-	12.00
Athletics Activity	238.00	-	238.00
Total Resident Undergraduate Tuition	\$ 5,199.00	\$ -	\$ 5,199.00
Technology Fee	156.00	-	156.00
Total Required Tuition and Fees	\$ 5,355.00	\$ -	\$ 5,355.00
Non-Resident Undergraduate Tuition			
Educational & General	\$ 9,868.00	\$ -	\$ 9,868.00
Institutional Bond	241.00	-	241.00
Campus Activity	32.00	-	32.00
Student Health	32.00	-	32.00
Campus Media	5.00	-	5.00
Renovation Reserve	12.00	-	12.00
Athletics Activity	238.00	-	238.00
Total Resident Undergraduate Tuition	\$ 10,428.00	-	\$ 10,428.00
Technology Fee	156.00	-	156.00
Total Required Tuition and Fees	\$ 10,584.00	-	\$ 10,584.00



South Carolina

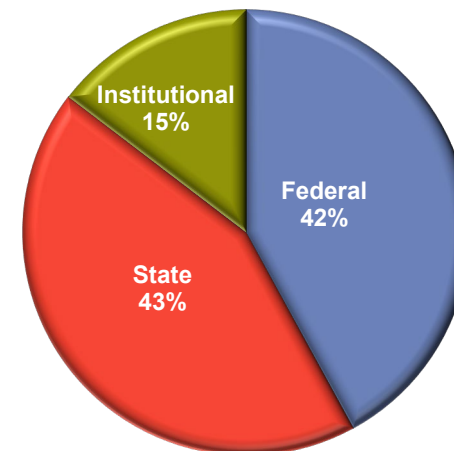
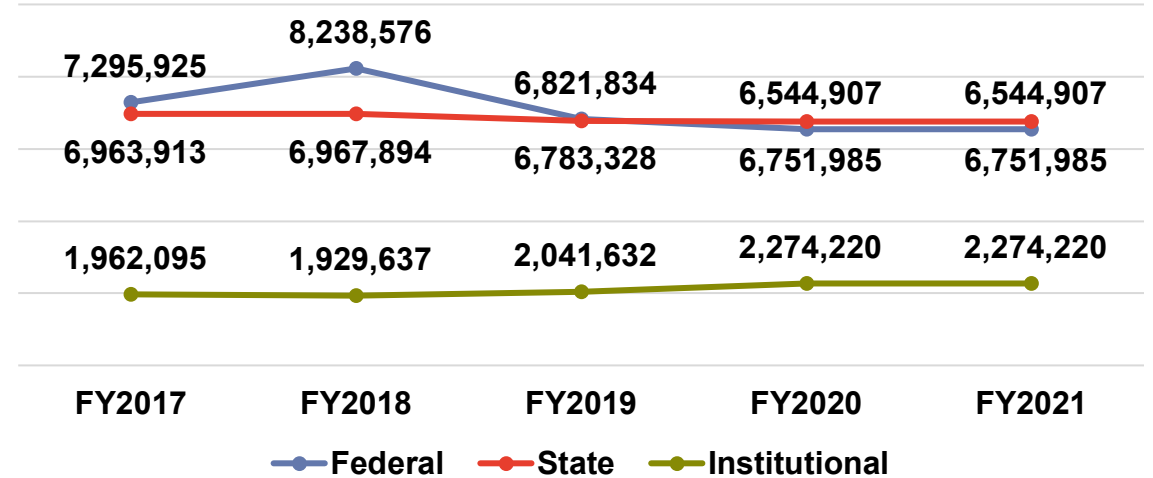
AIKEN FY2021 SCHOLARSHIPS AND GRANTS

Federal	# Students	FY2021
Pell Grant	1,351	\$ 6,369,445
SEOG Grant	168	\$ 152,950
Other (TEACH Grant)	6	\$ 22,512
Federal Totals	1,525	\$ 6,544,907

State	# Students	FY2021
LIFE Scholarship	884	\$ 4,242,492
LIFE Scholarship Enhancement	178	\$ 436,117
Palmetto Fellows Scholarship	88	\$ 603,300
Palmetto Fellows Scholarship Enhancement	41	\$ 97,323
HOPE Scholarship	161	\$ 394,800
SC Need Based Grant	438	\$ 777,140
National Guard Grant	12	\$ 47,813
SC Teaching Fellows	27	\$ 153,000
State Totals	1,829	\$ 6,751,985

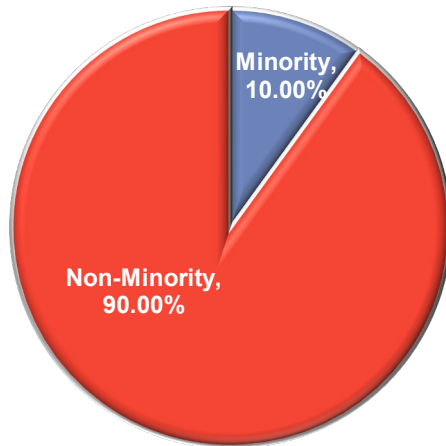
Institutional	# Students	FY2021
Internal Awards	1,003	\$ 2,274,220
Institutional Totals	1,003	\$ 2,274,220

Total Scholarship and Grant Aid	\$ 15,571,112
--	----------------------



AIKEN MINORITY OVERVIEW

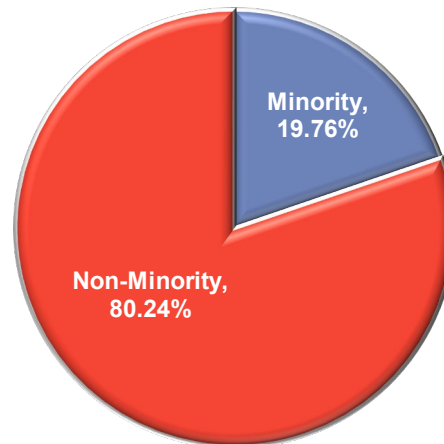
Administration



ADMINISTRATION

Total Administration	10
Number Minority	1
% Minority	10.00%

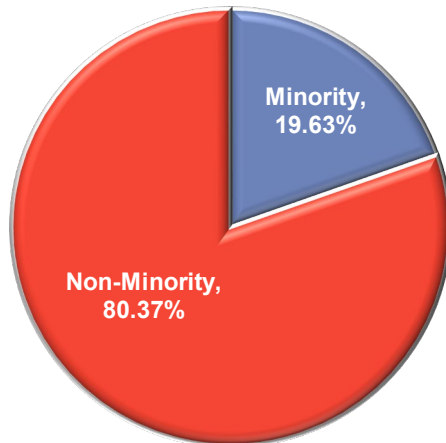
FTEs



FTEs

Total FTEs	410
Number Minority	81
% Minority	19.76%

Employees



EMPLOYEES

All Employees	535
Number Minority	105
% Minority	19.63%

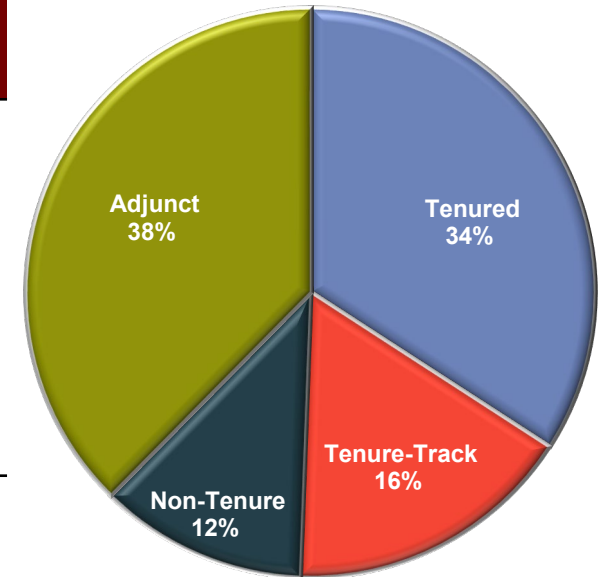
AIKEN

FACULTY-STUDENT RATIO

College	Ratio
School of Business Administration	1:30
School of Education	1:12
School of Nursing	1:21
College of Sciences & Engineering	1:13
College of Arts, Humanities, & Social Sciences	1:05

AIKEN TENURED VS. NON-TENURED FACULTY OVERVIEW

College	Tenured	Tenure-Track	Non-Tenure	Adjunct	Total
School of Business Administration	7	5	4	5	21
School of Education	14	10	-	37	61
School of Nursing	5	4	7	18	34
College of Sciences & Engineering	33	11	11	20	75
College of Arts, Humanities, & Social Sciences	28	12	8	16	64
Academic Affairs (Other)	-	-	-	-	-
Overall Institution	87	42	30	96	255



AIKEN 4% FEE WAIVER

4% Fee Waiver		
	FY2021	FY2022
Fall	2019	2020
Spring	2020	2021
<u>Credit Hour Production (Undergraduates)</u>		
Fall	41,884	41,770
Spring	37,432	36,144
<u>Total Credit Hour Productions</u>	79,316	77,914
Full Time Fee Divisor	12	12
<u>Equivalent Number of Full Fees</u>	6,610	6,493
Full-Time Resident Tuition & Fees	\$ 5,199	\$ 5,199
Less: Bond Indebtedness Fee	241	241
<u>Equivalent Fees</u>	\$ 4,958	\$ 4,958
Total Equivalent Revenue	\$ 32,770,727	\$ 32,191,385
4% Threshold - per policy	\$ 1,310,829	\$ 1,287,655
Actual Fee Waivers (Object 54522)	\$ 532,313	\$ 780,470



South Carolina

AIKEN

FEE WAIVERS & ABATEMENTS

	FY2019			FY2020			FY2021		
Class	# Students	Resident	Non-Resident	# Students	Resident	Non-Resident	# Students	Resident	Non-Resident
4% Fee Waivers									
Freshmen	224	164	60	211	143	68	272	174	98
Sophomore	36	36	-	60	57	3	58	51	7
Junior	14	14	-	32	32	-	53	52	1
Senior	16	16	-	20	20	-	21	21	-
Other	-	-	-	-	-	-	-	-	-
Total	290	230	60	323	252	71	404	298	106
Abatements - Full									
Freshmen	44	-	44	50	-	50	50	-	50
Sophomore	38	-	38	35	-	35	40	1	39
Junior	75	-	75	63	-	63	57	-	57
Senior	143	1	142	112	-	112	96	-	96
Other	31	11	20	47	34	13	49	38	11
Total	331	12	319	307	34	273	292	39	253
Abatements - Partial									
Freshmen	22	-	22	44	-	44	29	-	29
Sophomore	16	-	16	16	-	16	19	-	19
Junior	30	-	30	18	-	18	17	-	17
Senior	20	-	20	46	-	46	27	-	27
Other	-	-	-	-	-	-	-	-	-
Total	88	-	88	124	-	124	92	-	92



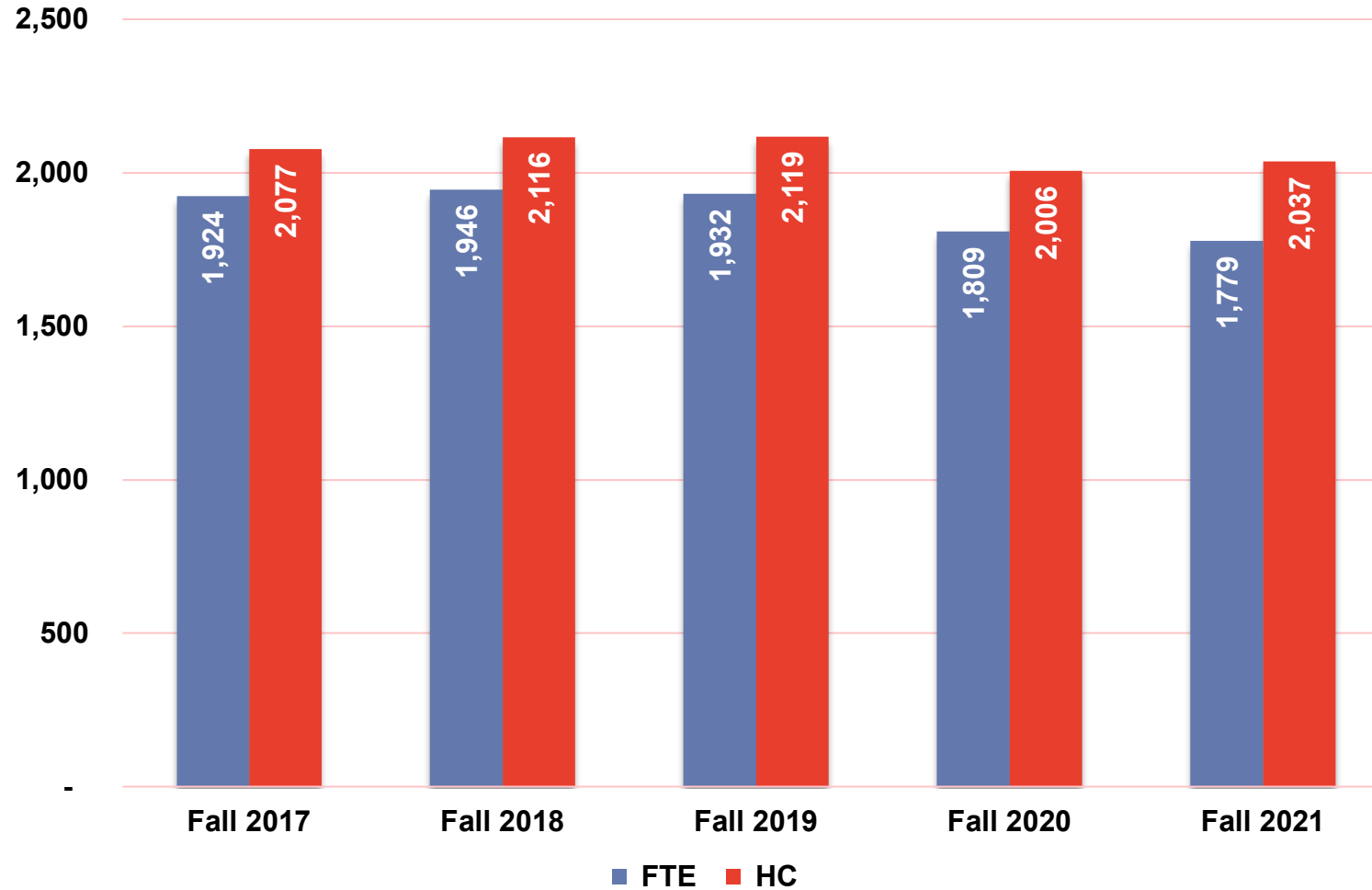
South Carolina



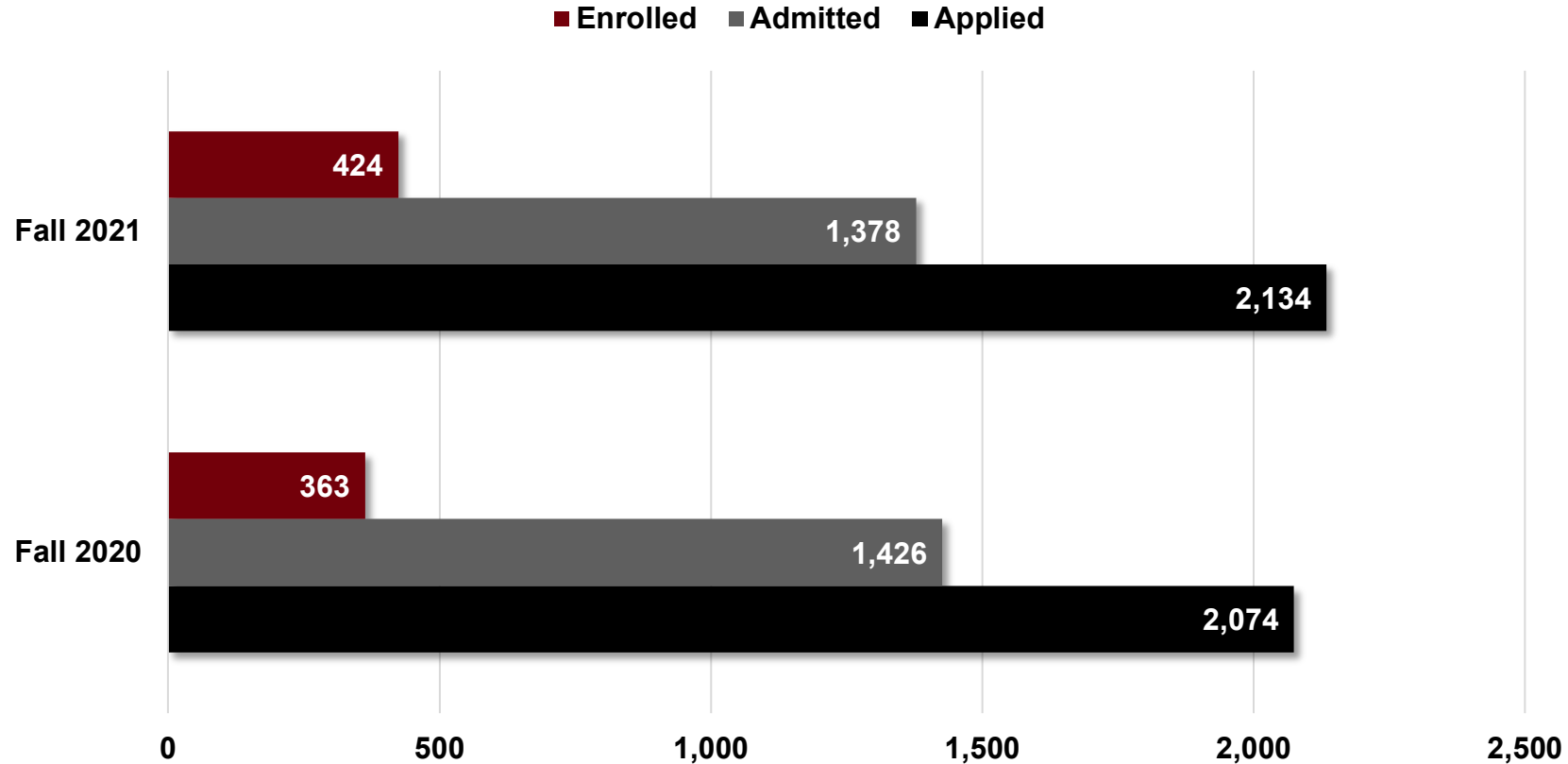
UNIVERSITY OF
South Carolina
BEAUFORT



BEAUFORT ENROLLMENT

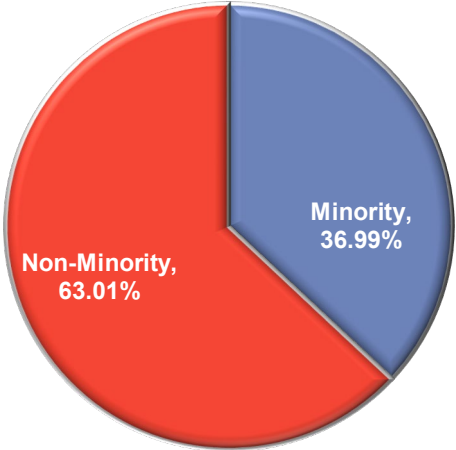
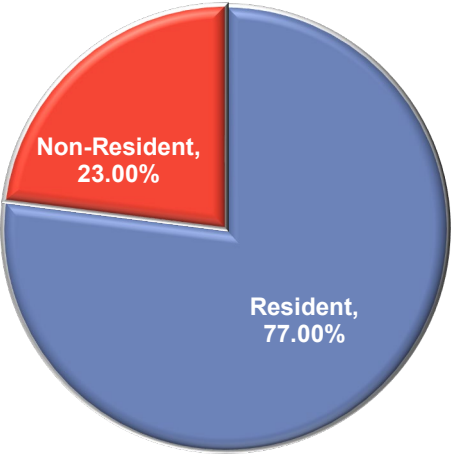


BEAUFORT ENROLLMENT SUMMARY

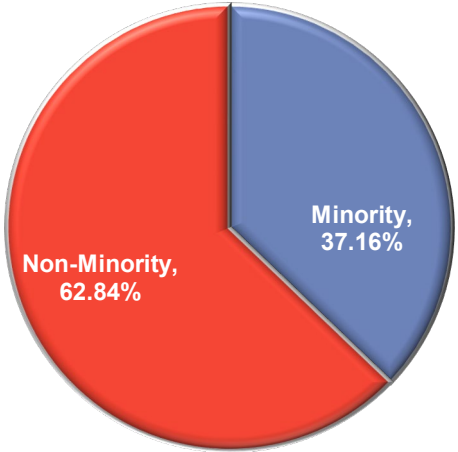
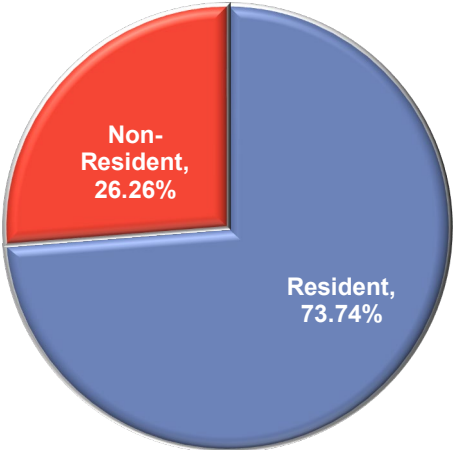


BEAUFORT ENROLLMENT SUMMARY

Fall 2020

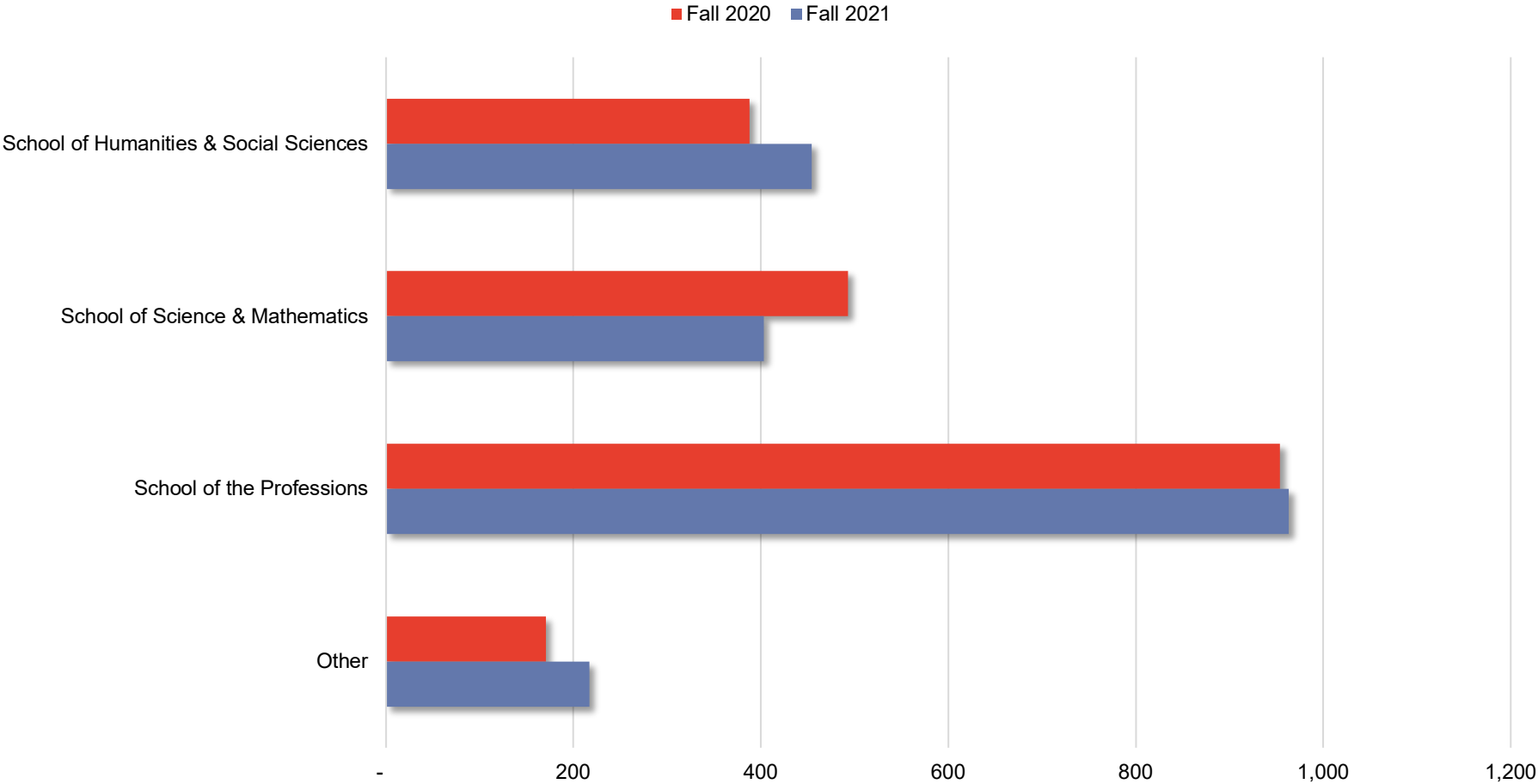


Fall 2021

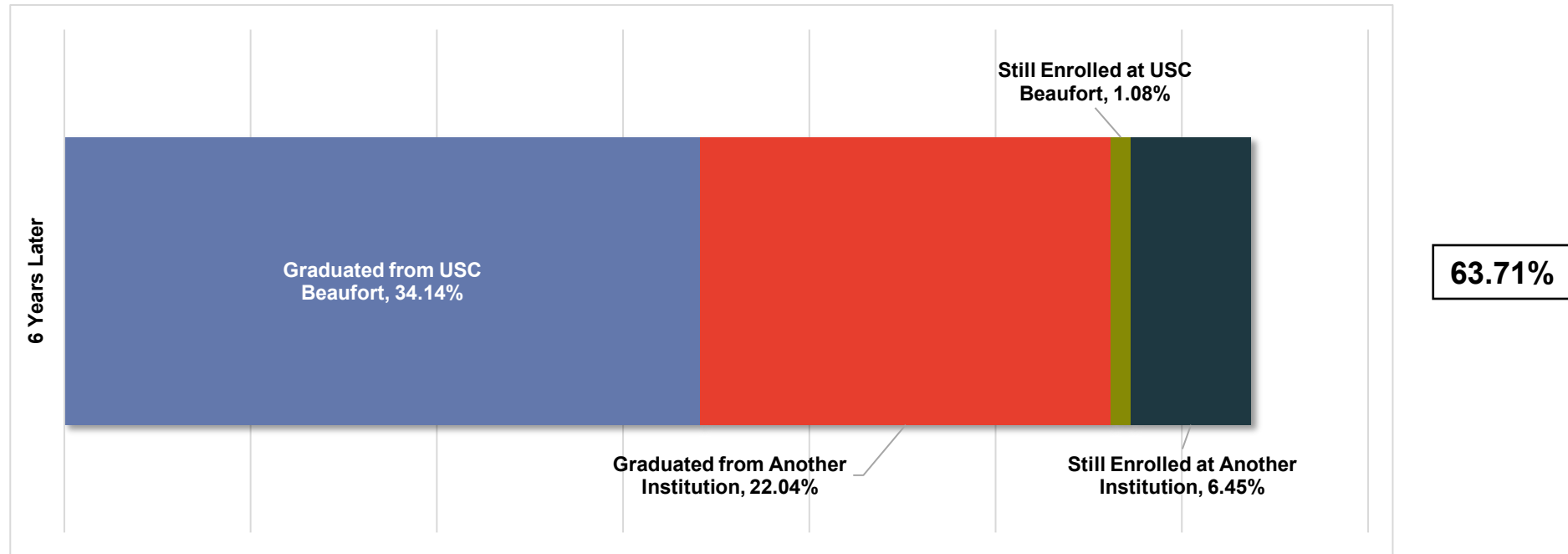


Residency based on student's legal residency. Non-resident includes student with residency exceptions such as academic common market, military, veterans and their dependents, and reciprocity agreements.

BEAUFORT ENROLLMENT BY COLLEGE

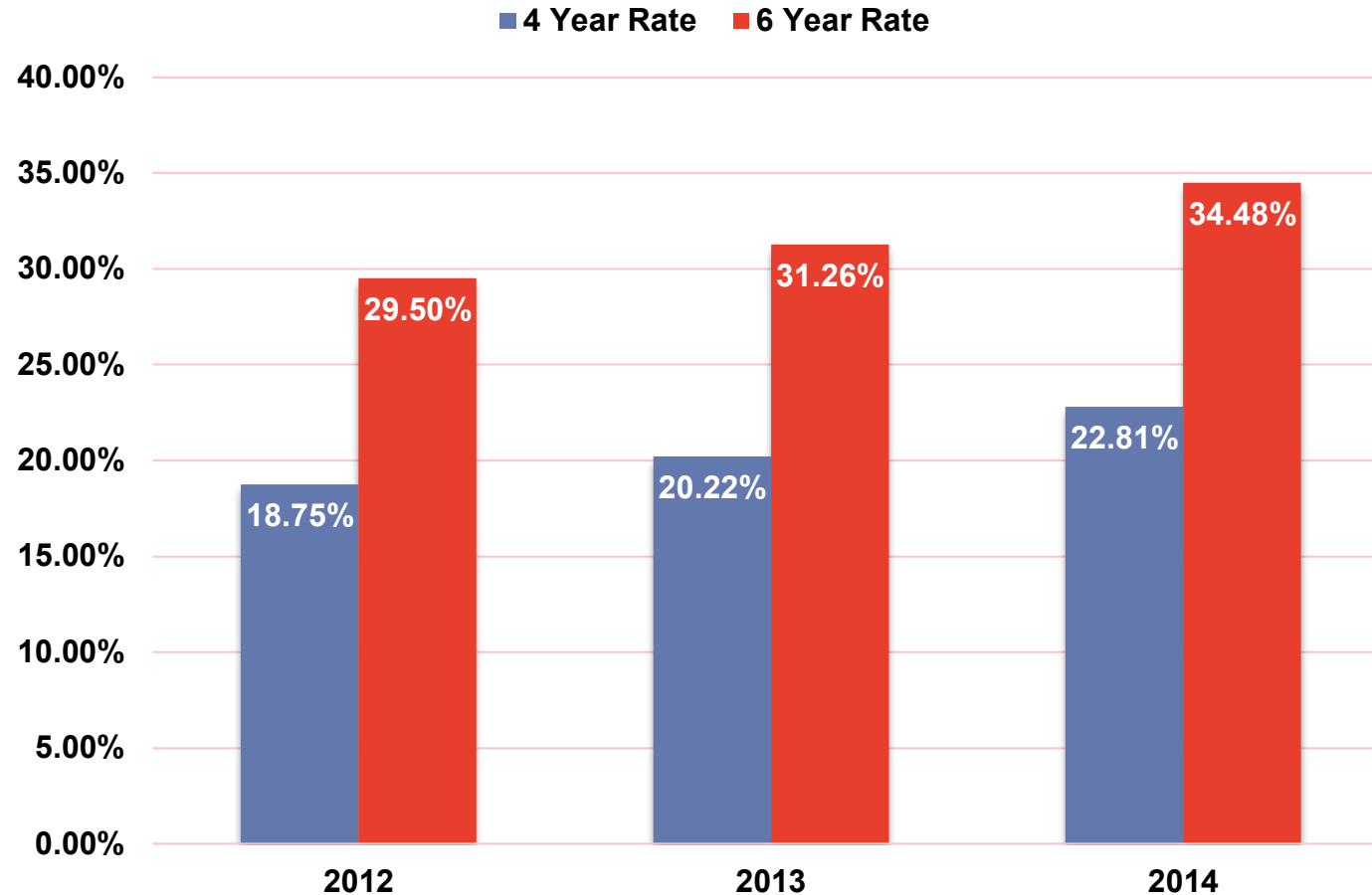


BEAUFORT SUCCESS RATE

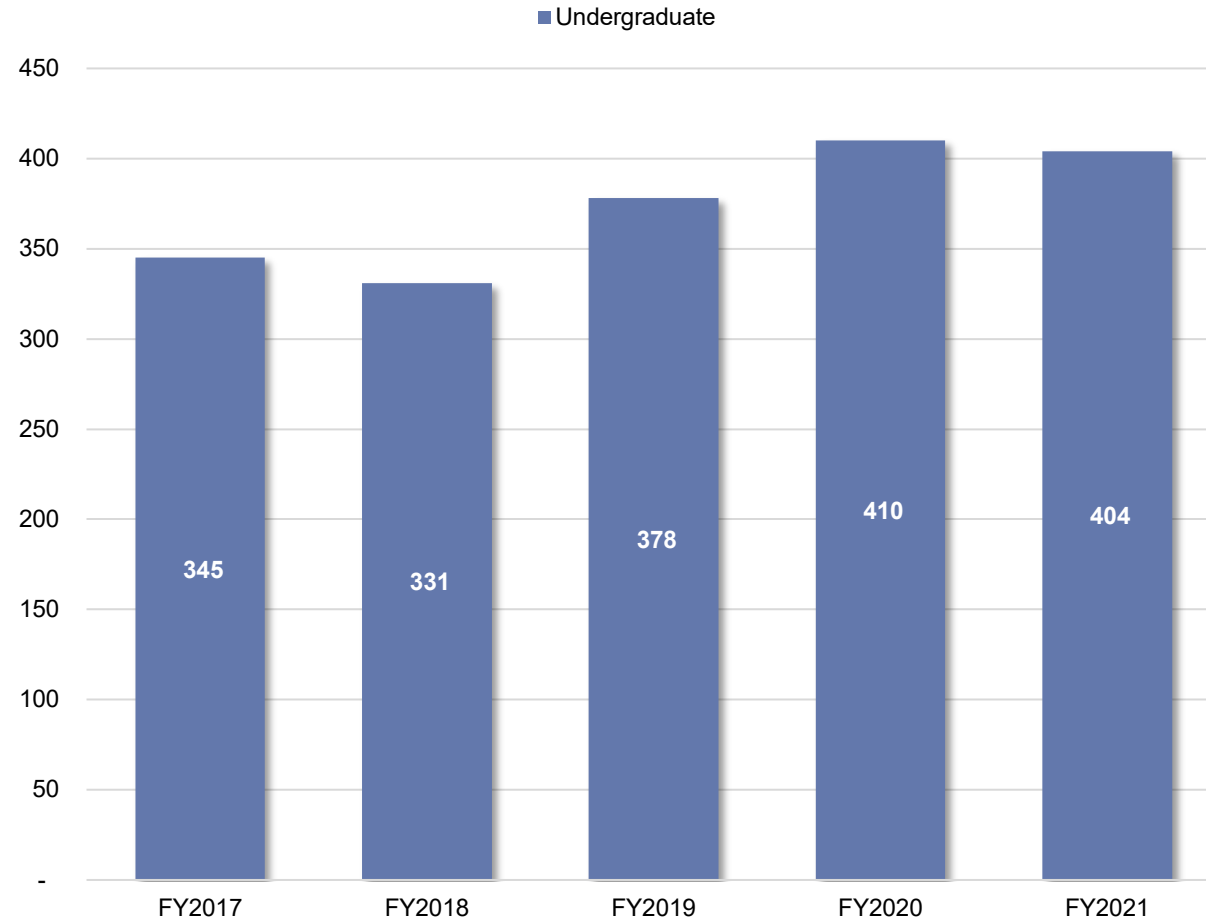


5,884	# of Alumni
4,424	# of Alumni in SC

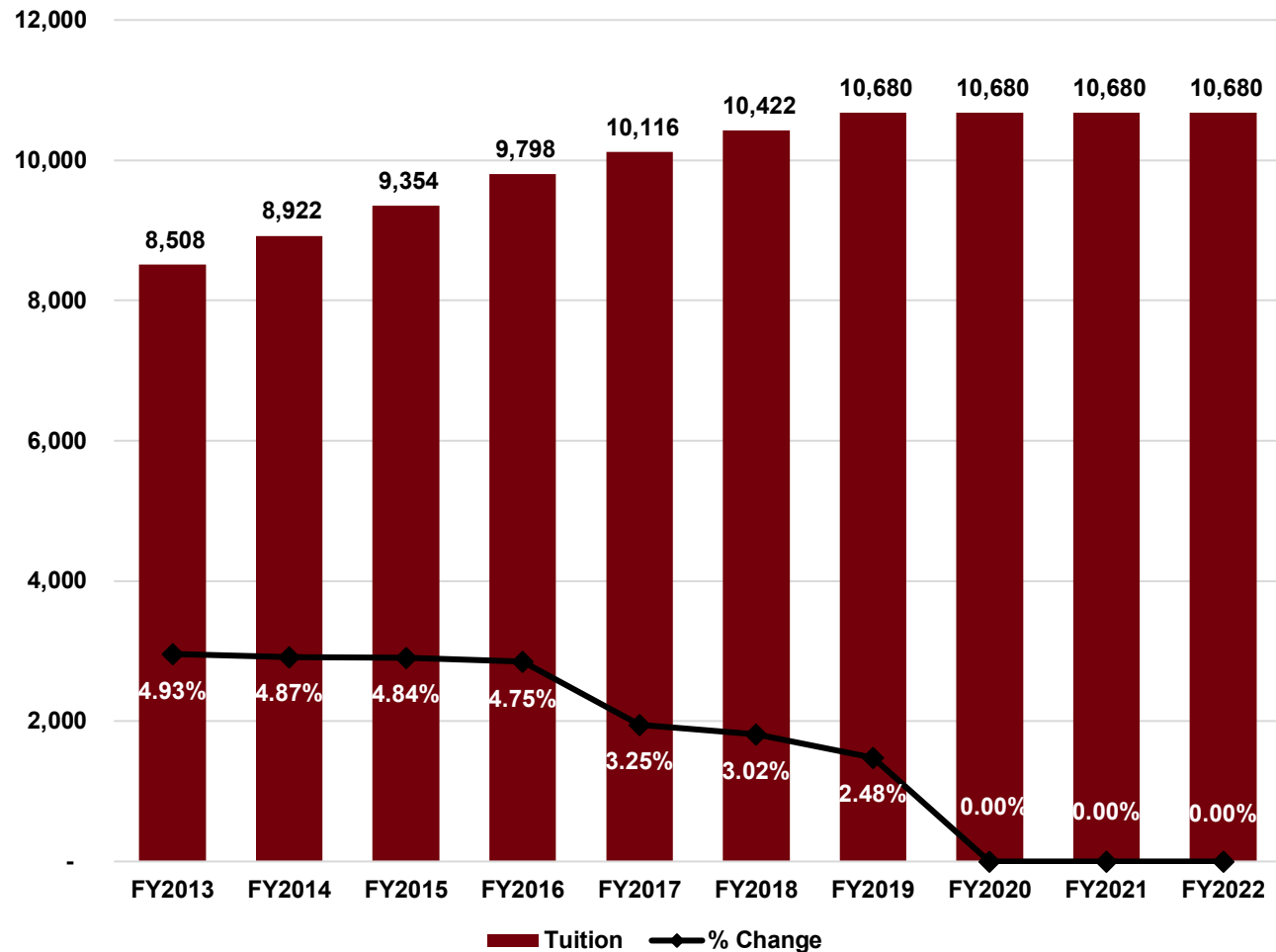
BEAUFORT GRADUATION RATES



BEAUFORT DEGREES AWARDED



BEAUFORT IN-STATE UNDERGRADUATE TUITION & REQUIRED FEES



BEAUFORT

UNDERGRADUATE TUITION & FEES PER SEMESTER

2020-2021	\$ Change	2021-2022
-----------	-----------	-----------

USC Beaufort			
Resident Undergraduate Tuition			
Educational & General	\$ 4,624.00	-	\$ 4,624.00
Institutional Bond	89.00	-	89.00
Renovation Reserve	47.00	-	47.00
Campus Activity	111.00	-	111.00
Athletics Activity	301.00	-	301.00
Total Resident Undergraduate Tuition	\$ 5,172.00	-	\$ 5,172.00
Technology Fee	168.00	-	168.00
Total Required Tuition and Fees	\$ 5,340.00	-	\$ 5,340.00
Non-Resident Undergraduate Tuition			
Educational & General	\$ 10,147.00	-	\$ 10,147.00
Institutional Bond	89.00	-	89.00
Renovation Reserve	47.00	-	47.00
Campus Activity	111.00	-	111.00
Athletics Activity	301.00	-	301.00
Total Resident Undergraduate Tuition	\$ 10,695.00	-	\$ 10,695.00
Technology Fee	168.00	-	168.00
Total Required Tuition and Fees	\$ 10,863.00	-	\$ 10,863.00



South Carolina

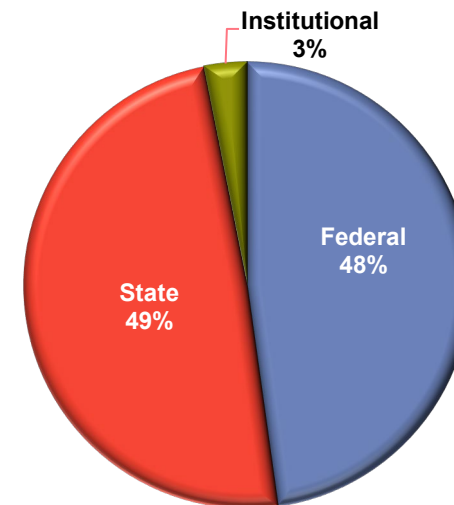
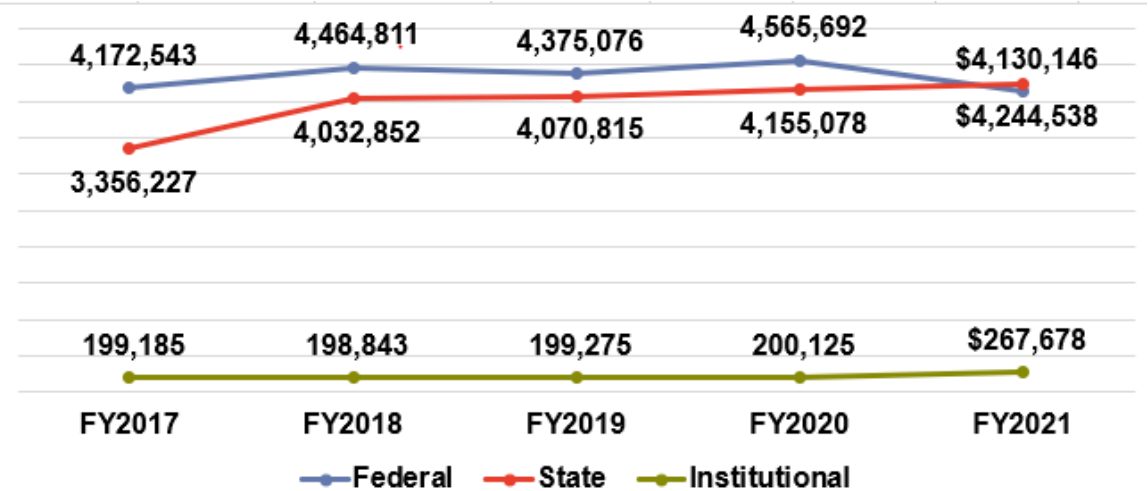
BEAUFORT FY2021 SCHOLARSHIPS AND GRANTS

Federal	# Students	FY2021
Pell Grant	889	\$ 4,028,168
SEOG Grant	137	101,978
Federal Totals	1,026	\$ 4,130,146

State	# Students	FY2021
LIFE Scholarship	585	\$ 2,737,247
LIFE Scholarship Enhancement	171	397,315
Palmetto Fellows Scholarship	32	217,921
Palmetto Fellows Scholarship Enhancement	20	47,500
HOPE Scholarship	114	277,200
SC Need Based Grant	238	538,105
National Guard Grant	7	29,250
State Totals	1,167	\$ 4,244,538

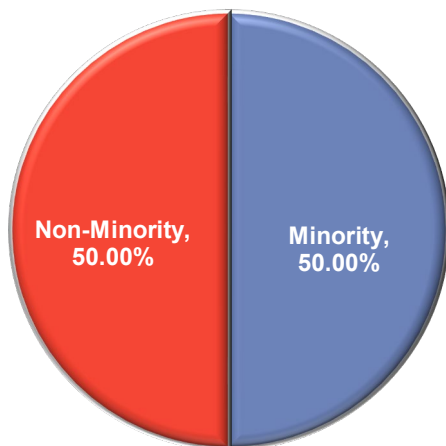
Institutional	# Students	FY2021
Internal Awards	229	\$ 267,678
Institutional Totals	229	\$ 267,678

Total Scholarship and Grant Aid	\$ 8,642,362
--	---------------------



BEAUFORT MINORITY OVERVIEW

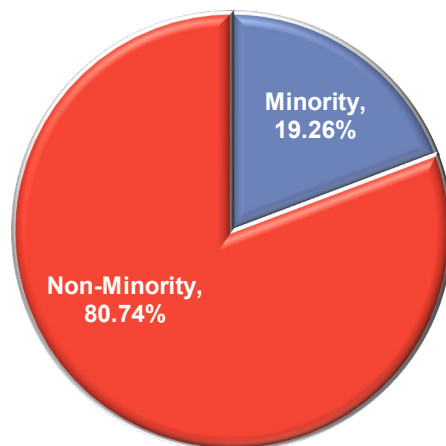
ADMINISTRATION



ADMINISTRATION

Total Administration	8
Number Minority	4
% Minority	50.00%

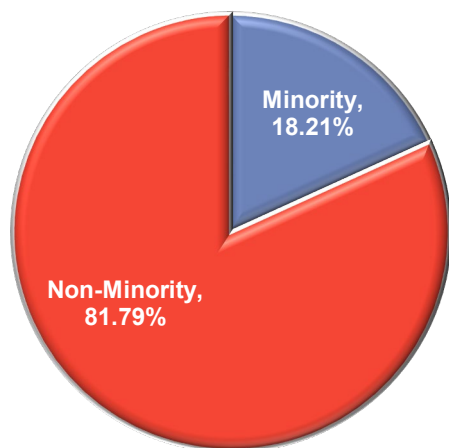
FTEs



FTEs

Total FTEs	270
Number Minority	52
% Minority	19.26%

EMPLOYEES



EMPLOYEES

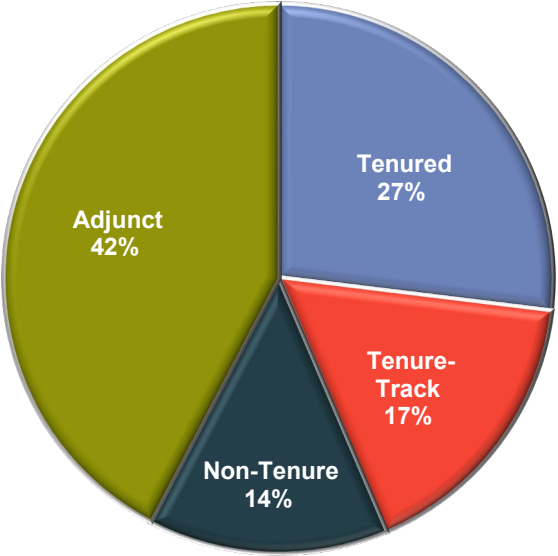
All Employees	335
Number Minority	61
% Minority	18.21%

BEAUFORT FACULTY-STUDENT RATIO

College	Ratio
School of Humanities & Social Sciences	1:09
School of Science & Math	1:11
School of the Professions	1:22

BEAUFORT TENURED VS. NON-TENURED FACULTY OVERVIEW

College	Tenured	Tenure-Track	Non-Tenure	Adjunct	Total
School of Humanities & Social Sciences	22	9	4	18	53
School of Science & Mathematics	9	10	8	14	41
School of the Professions	11	7	10	34	62
Other	-	-	-	-	-
Overall Institution	42	26	22	66	156



BEAUFORT 4% FEE WAIVER

4% Fee Waiver		
	2020-2021	2021-2022
Terms used		
Fall	2019	2020
Spring	2020	2021
Credit Hour Production (Undergraduates)		
Fall	28,971	27,182
Spring	26,730	24,286
Total Credit Hour Production	55,701	51,468
Full-time Fee Divisor	12	12
Equivalent Number of Full Fees	4,642	4,289
Full Fee Rate (Excluding Bonding)		
Total	\$ 5,365	\$ 5,365
Full Fee Revenue		
Campus Budget	21,463,452	19,832,336
Athletics	1,397,167	1,290,989
Student Activities	515,234	476,079
Renovation Reserve	218,162	201,583
Technology	779,814	720,552
Registration	0	0
Public Safety	116,044	107,225
Bonding	0	0
Total	\$ 24,489,873	\$22,628,764
Authorized Waiver Percentage	4%	4%
Authorized Fee Waiver Amount	\$ 979,595	\$ 905,151



South Carolina

BEAUFORT

FEE WAIVERS & ABATEMENTS

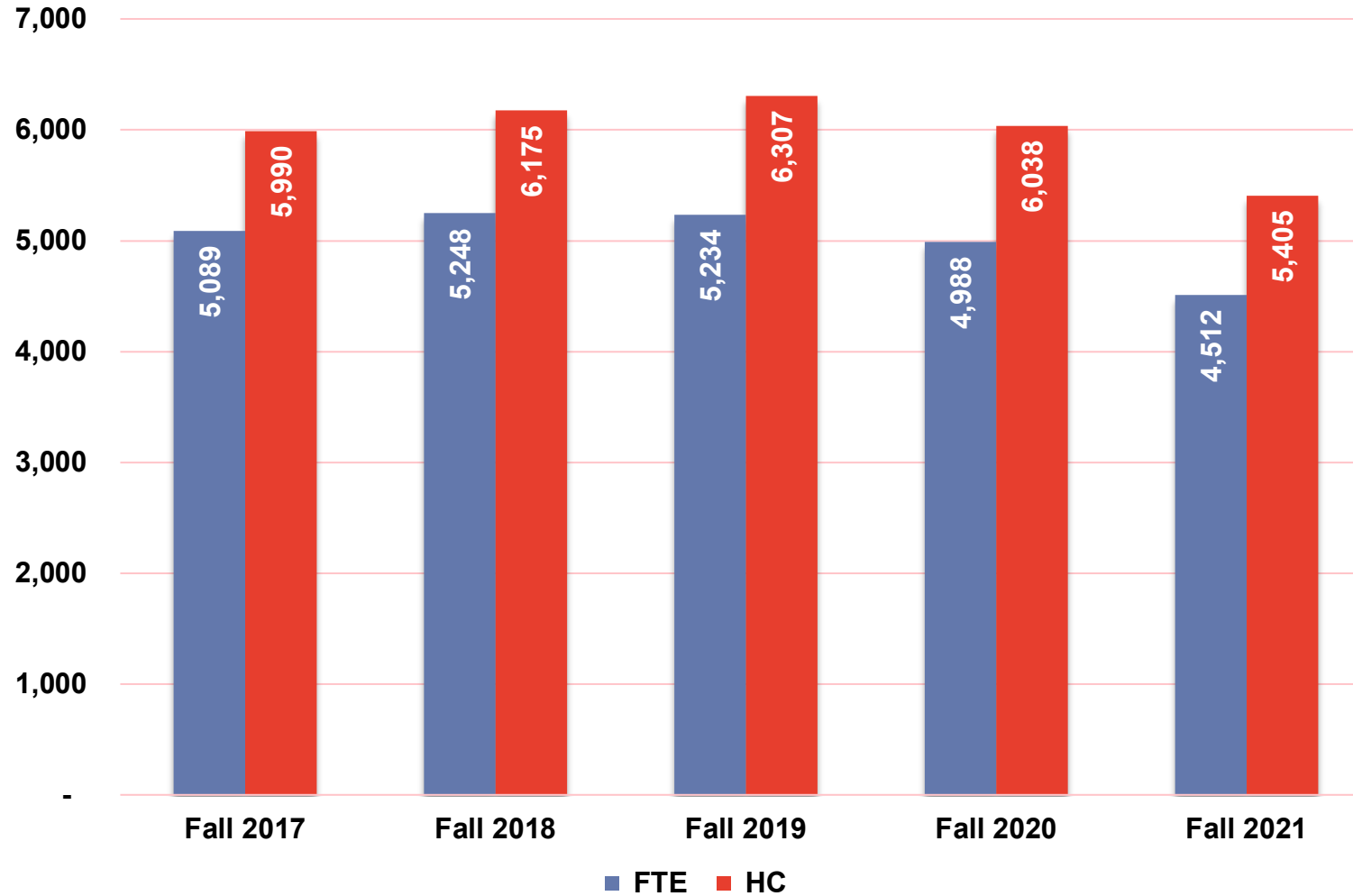
	FY2019			FY2020			FY2021		
Class	# Students	Non-Resident	Resident	# Students	Non-Resident	Resident	# Students	Non-Resident	Resident
4% Fee Waivers									
Freshmen	54	52	2	35	29	6	86	86	-
Sophomore	84	82	2	81	77	4	78	74	4
Junior	85	81	4	64	62	2	103	98	5
Senior	103	102	1	113	110	3	110	106	4
Other	-	-	-	-	-	-	-	-	-
Total	326	317	9	293	278	15	377	364	13
Abatements - Full									
Freshmen	44	-	44	42	-	42	36	-	36
Sophomore	35	-	35	31	-	31	37	-	37
Junior	27	-	27	35	-	35	39	-	39
Senior	59	-	59	51	-	51	36	-	36
Other	-	-	-	-	-	-	10	7	3
Total	165	-	165	159	-	159	158	7	151
Abatements - Partial									
Freshmen	25	-	25	36	-	36	31	-	31
Sophomore	21	-	21	27	-	27	27	-	27
Junior	26	-	26	20	-	20	16	-	16
Senior	26	-	26	29	-	29	19	-	19
Other	-	-	-	-	-	-	-	-	-
Total	98	-	98	112	-	112	93	-	93



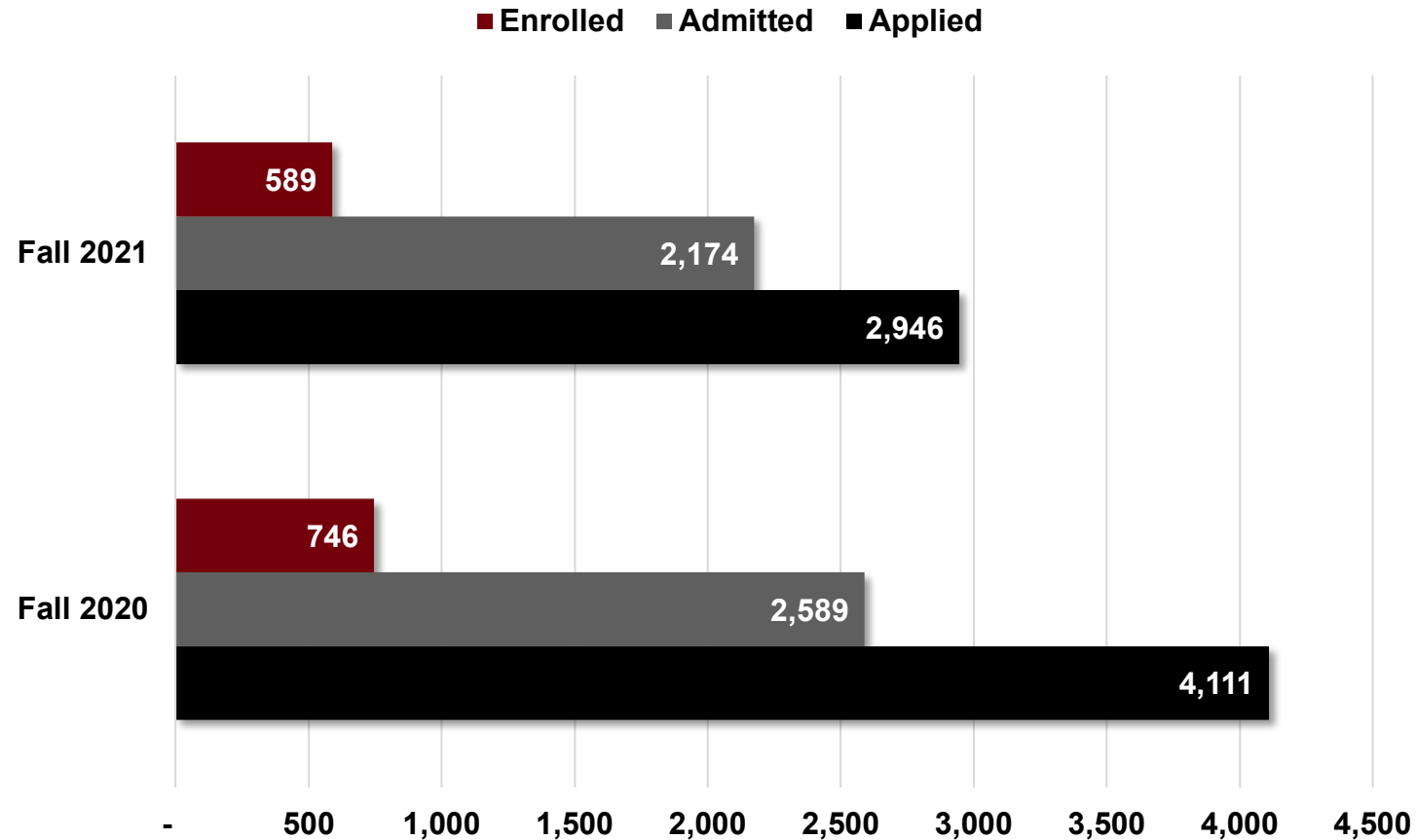
South Carolina



UPSTATE ENROLLMENT

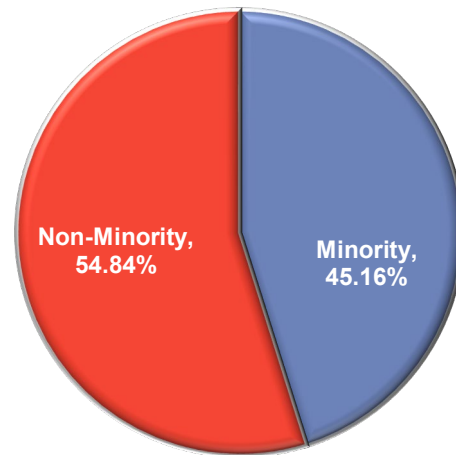
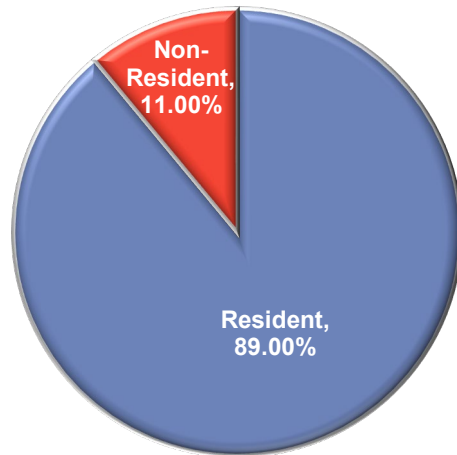


UPSTATE ENROLLMENT SUMMARY

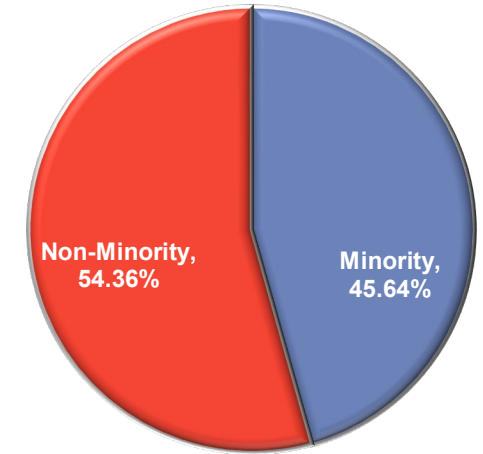
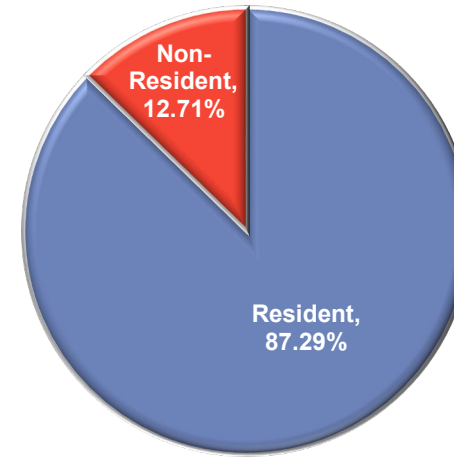


UPSTATE ENROLLMENT SUMMARY

Fall 2020

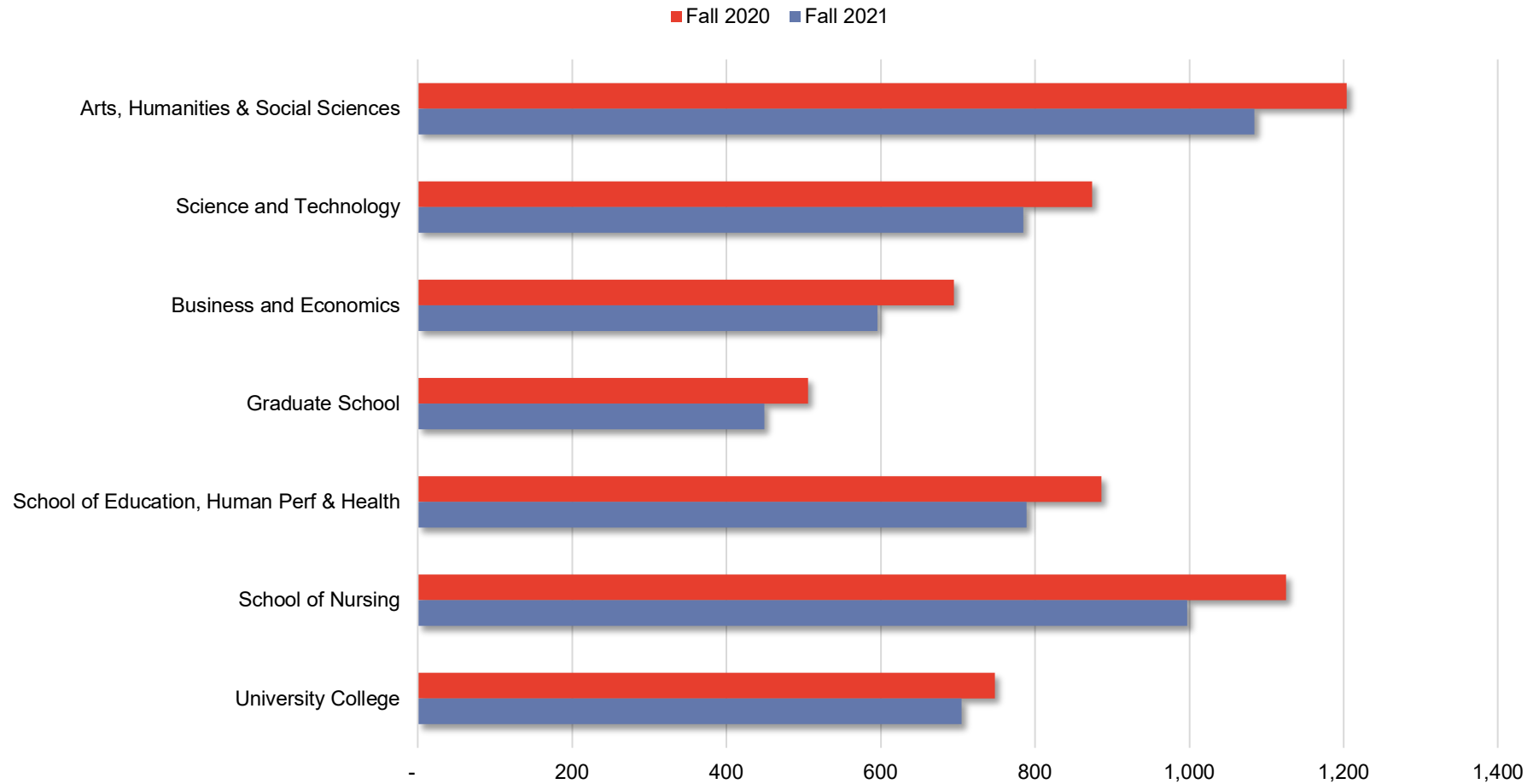


Fall 2021

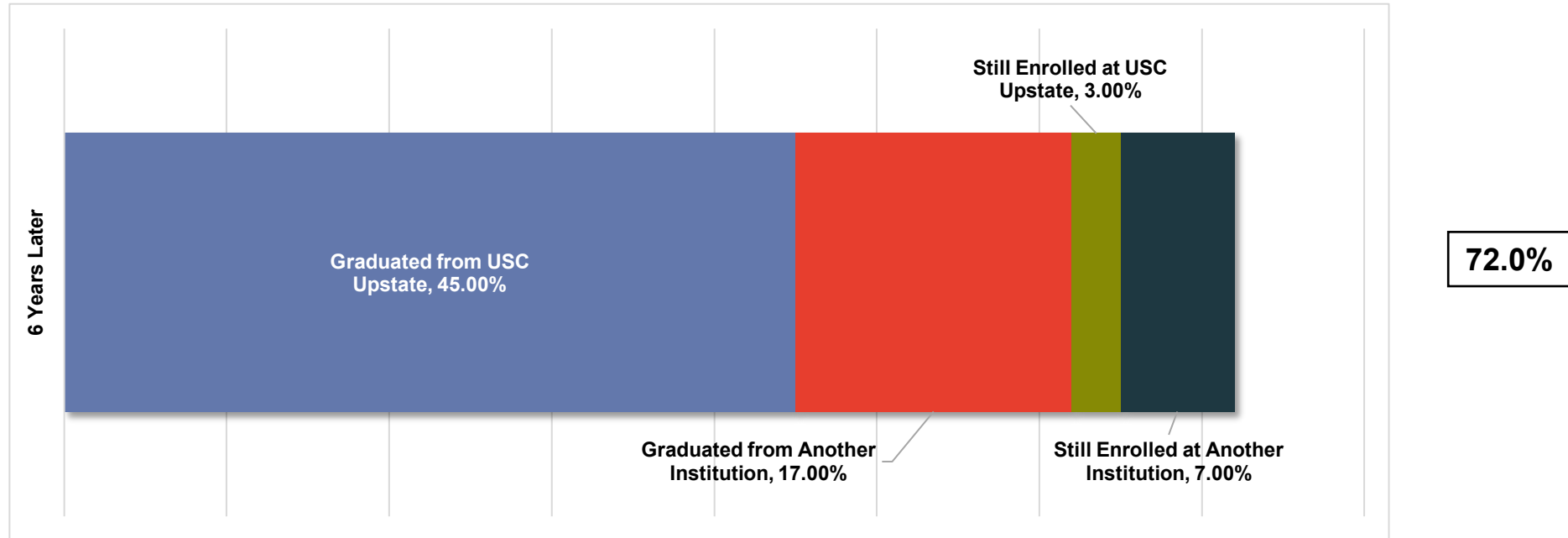


Residency based on student's legal residency. Non-resident includes student with residency exceptions such as academic common market, military, veterans and their dependents, and reciprocity agreements.

UPSTATE ENROLLMENT BY COLLEGE

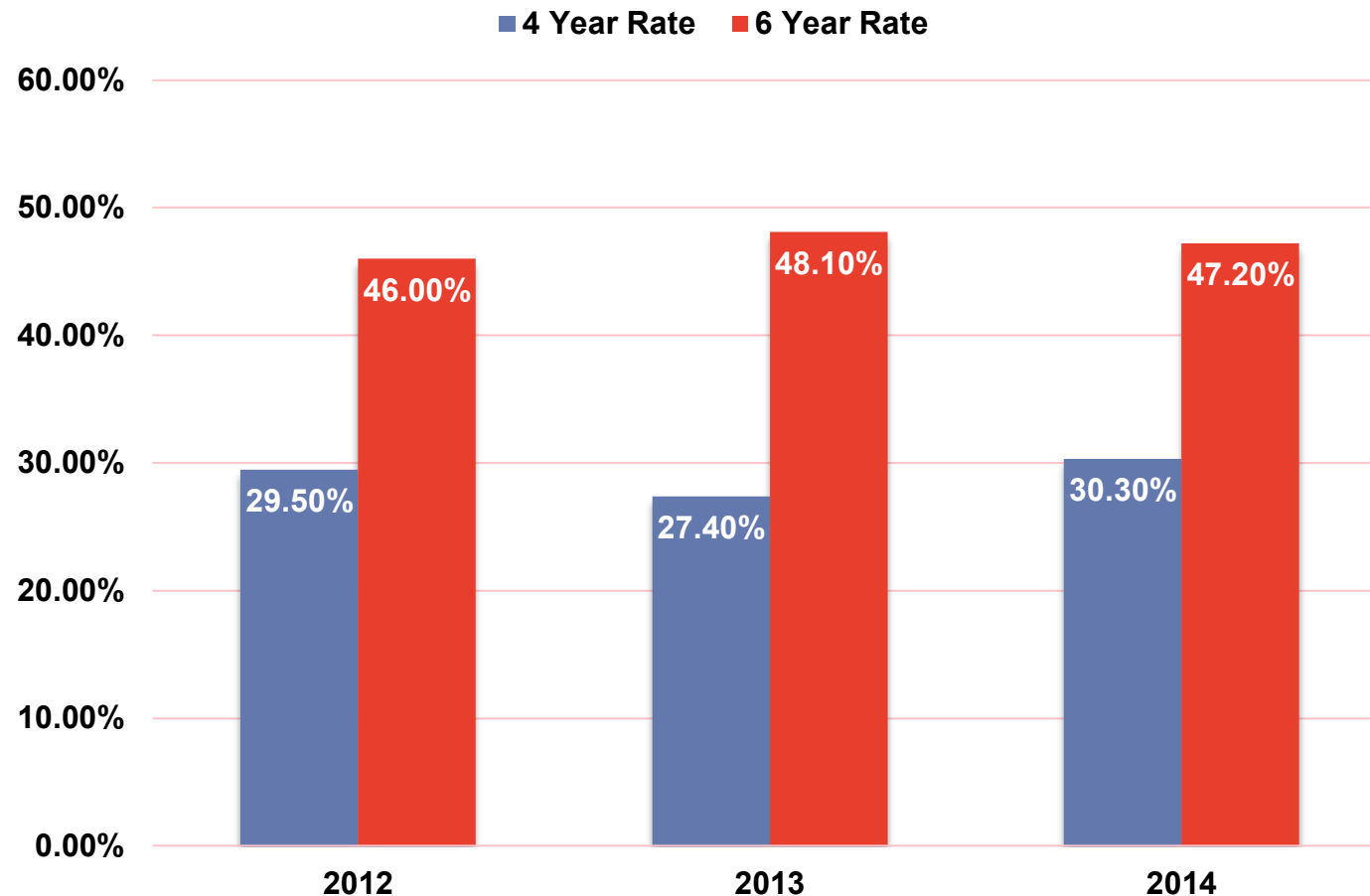


UPSTATE SUCCESS RATES

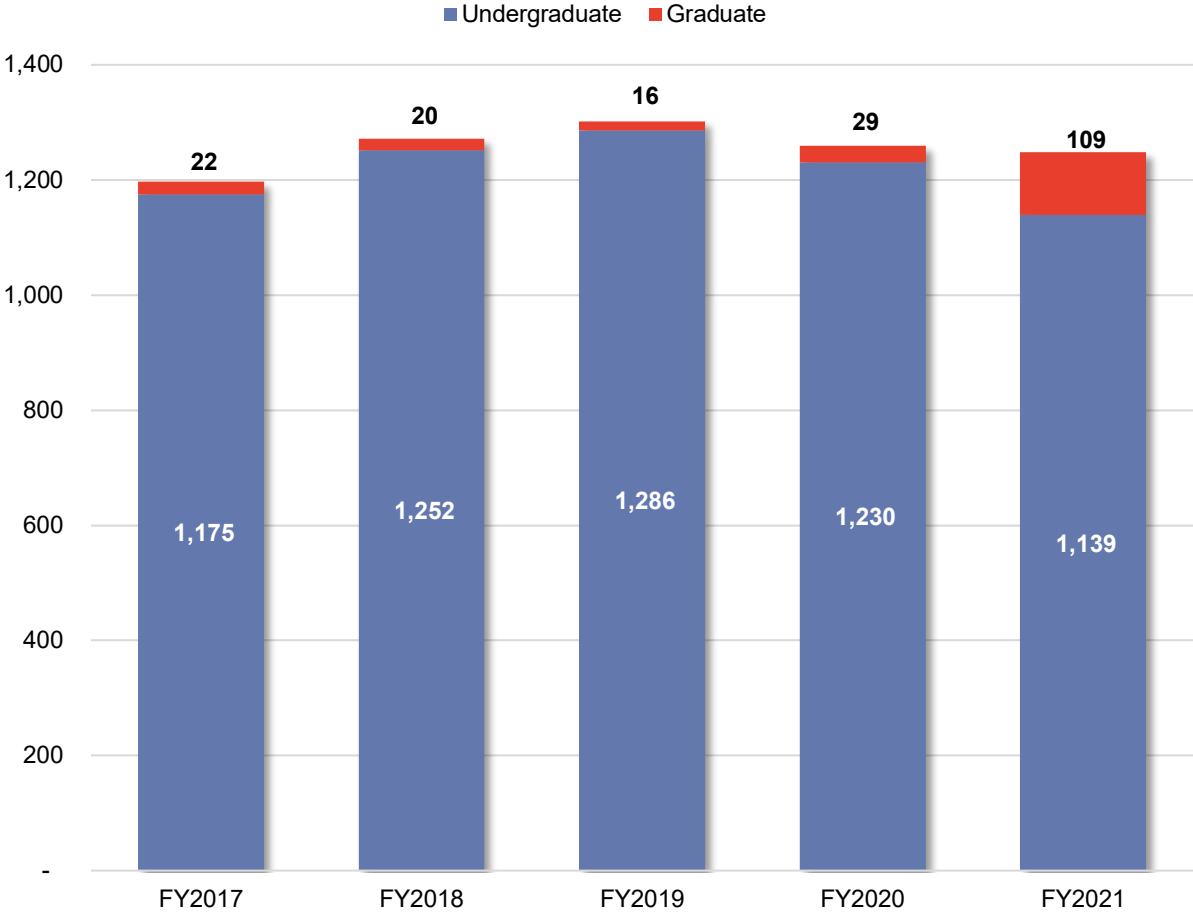


30,855 # of Alumni
26,056 # of Alumni in SC

UPSTATE GRADUATION RATES

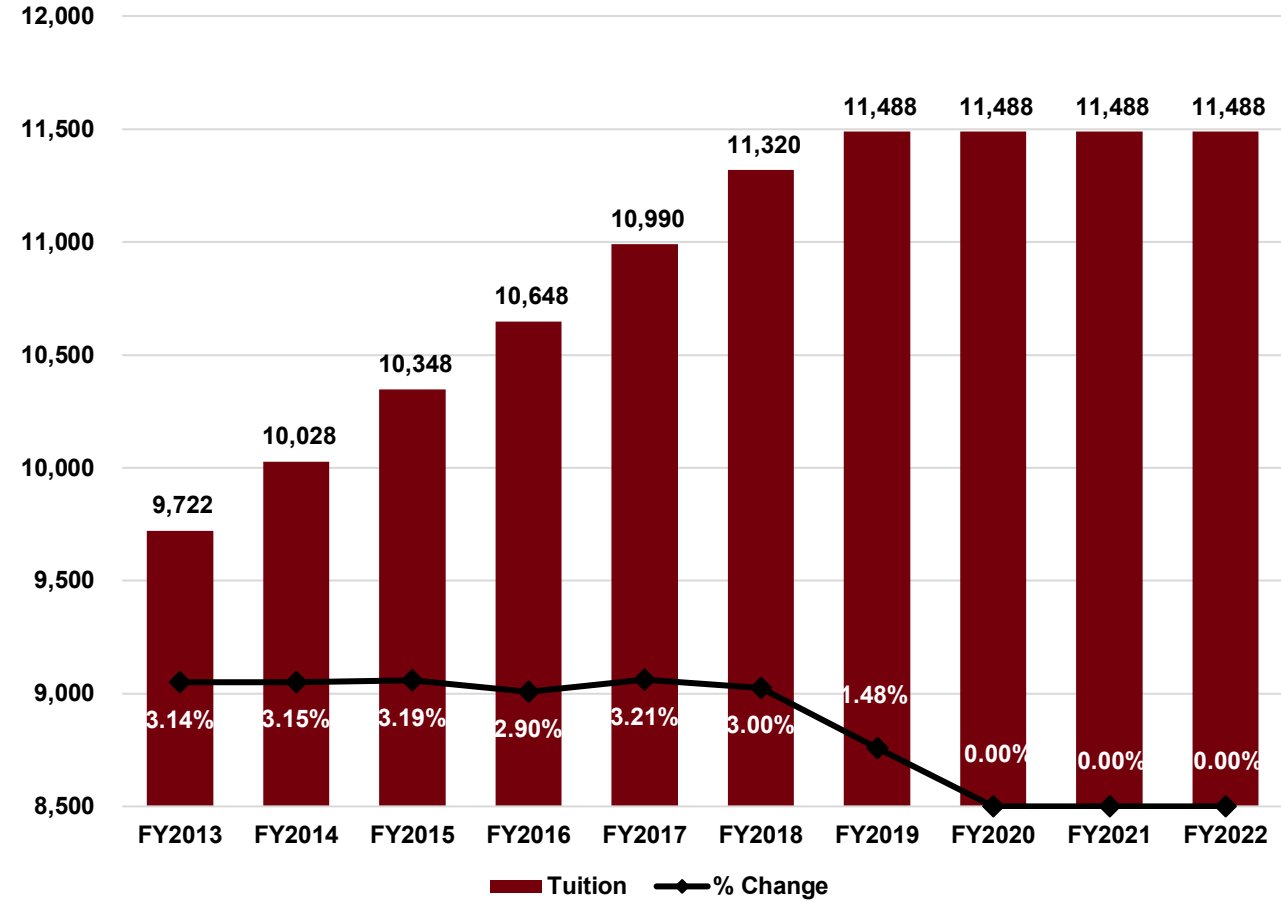


UPSTATE DEGREES AWARDED



South Carolina

UPSTATE IN-STATE UNDERGRADUATE TUITION & REQUIRED FEES



UPSTATE

UNDERGRADUATE TUITION & FEES PER SEMESTER

	2020-2021	\$ Change	2021-2022
USC Upstate			
Resident Undergraduate Tuition			
Educational & General	\$ 4,605.00	-	\$ 4,605.00
Institutional Bond	295.00	-	295.00
Renovation Reserve	85.00	-	85.00
Campus Activity	144.00	-	144.00
Athletics Activity	475.00	-	475.00
Total Resident Undergraduate Tuition	\$ 5,604.00	-	\$ 5,604.00
Technology Fee	140.00	-	140.00
Total Required Tuition and Fees	\$ 5,744.00	-	\$ 5,744.00
Non-Resident Undergraduate Tuition			
Educational & General	\$ 10,356.00	-	\$ 10,356.00
Institutional Bond	295.00	-	295.00
Renovation Reserve	85.00	-	85.00
Campus Activity	144.00	-	144.00
Athletics Activity	475.00	-	475.00
Total Resident Undergraduate Tuition	\$ 11,355.00	-	\$ 11,355.00
Technology Fee	140.00	-	140.00
Total Required Tuition and Fees	\$ 11,495.00	-	\$ 11,495.00



South Carolina

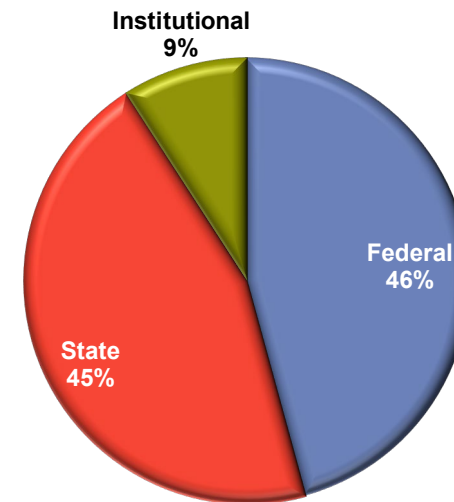
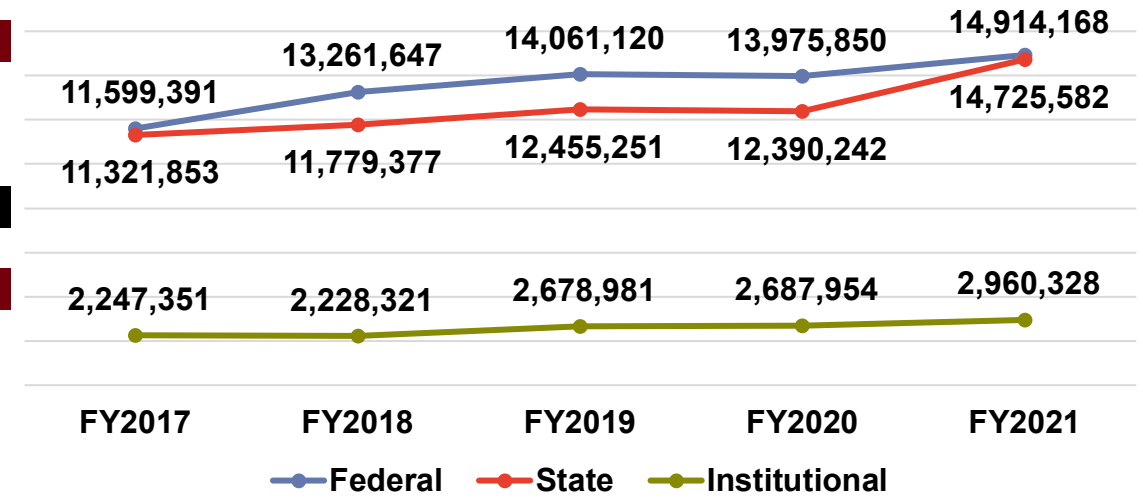
UPSTATE FY2021 SCHOLARSHIPS AND GRANTS

Federal	# Students	FY2021
Pell Grant	2,864	\$14,480,952
SEOG Grant	798	384,180
Other (TEACH Grant)	13	49,036
Federal Totals	3,675	\$14,914,168

State	# Students	FY2021
LIFE Scholarship	1,022	\$ 5,050,322
LIFE Scholarship Enhancement	405	3,037,500
Palmetto Fellows Scholarship	58	410,975
Palmetto Fellows Scholarship Enhancement	51	508,656
HOPE Scholarship	264	736,400
SC Need Based Grant	1,420	4,661,179
National Guard Grant	36	155,250
SC Teaching Fellows	29	165,300
State Totals	3,285	\$14,725,582

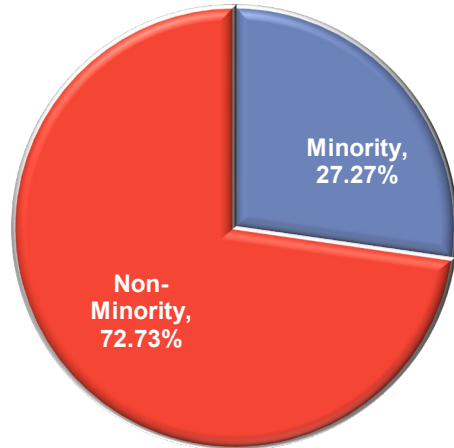
Institutional	# Students	FY2021
Internal Awards Academic	675	\$ 1,255,469
Internal Awards Athletic	362	1,704,859
Institutional Totals	1,037	\$ 2,960,328

Total Scholarship and Grant Aid	\$32,600,078
--	---------------------

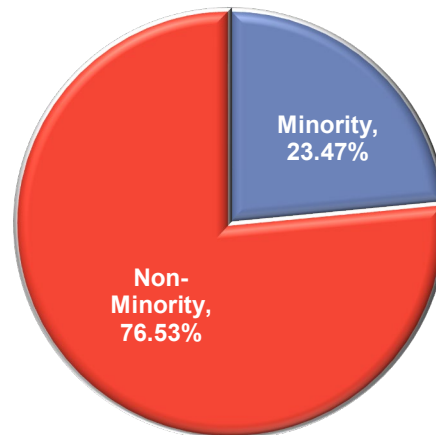


UPSTATE MINORITY OVERVIEW

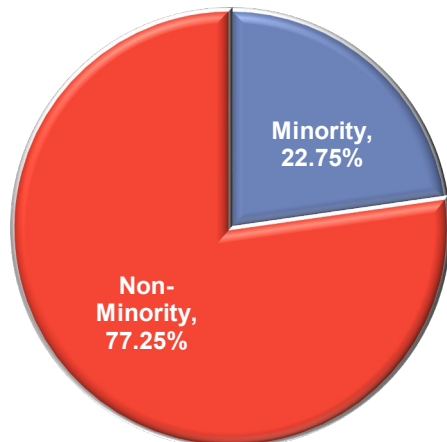
ADMINISTRATION



FTEs



EMPLOYEES



ADMINISTRATION

Total Administration	11
Number Minority	3
% Minority	27.27%

FTEs

Total FTEs	639
Number Minority	150
% Minority	23.47%

EMPLOYEES

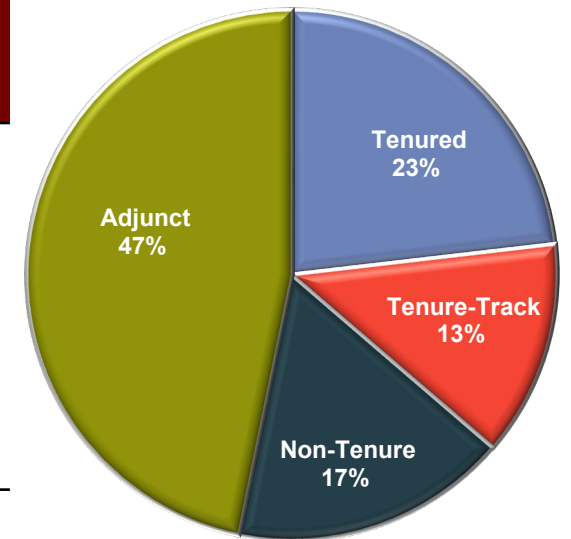
All Employees	866
Number Minority	197
% Minority	22.75%

UPSTATE FACULTY-STUDENT RATIO

College	Ratio
School of Business Administration	1:20
School of Education	1:19
School of Nursing	1:18
College of Sciences & Engineering	1:10
College of Arts, Humanities, & Social Sciences	1:9

UPSTATE TENURED VS. NON-TENURED FACULTY OVERVIEW

College	Tenured	Tenure-Track	Non-Tenure	Adjunct	Total
Arts, Humanities & Social Science	46	18	17	79	160
College of Business & Economics	8	10	7	6	31
College of Science & Technology	28	9	19	28	84
School of Education, Human Perf & Health	11	9	3	47	70
School of Nursing	3	9	25	36	73
Univ College/Library/Other	1	-	-	-	1
Overall Institution	97	55	71	196	419



UPSTATE 4% FEE WAIVER

4% Fee Waiver			
	2020-21		2021-22
Terms used			
Fall	2019		2020
Spring	2020		2021
Credit Hour Production (Undergraduates)			
Fall	75,594		71,477
Spring	67,918		63,932
Total Credit Hour Production	143,512		135,409
Full-time Fee Divisor	12		12
Equivalent Number of Full Fees	11,959		11,284
Full Fee Rate (Excluding Bonding)			
Total	\$ 5,584	\$	5,584
Full Fee Revenue			
Total	\$ 66,780,917	\$	63,010,322
Authorized Waiver Percentage	4%		4%
Authorized Fee Waiver Amount	2,671,237	\$	2,520,413
Fee Waiver Commitment			
Budgeted for Waiver Scholarships	\$ 900,000	\$	900,000
Budgeted Waiver Percentage	1.35%		1.43%
Waiver Scholarships Awarded	\$ 854,863	\$	-
Stimulus Funded Waiver Scholarships	0		0
Total Waivers	\$ -	\$	-
Actual Waiver Percentage	1.28%		0.00%
Undergraduate Full-time Fee Rate	\$ 11,168	\$	11,168
Full-time Equivalent Scholarships	77		0



South Carolina

UPSTATE FEE WAIVERS & ABATEMENTS

	FY2019			FY2020			FY2021		
Class	# Students	Non- Resident	Non- Resident	# Students	Non- Resident	Non- Resident	# Students	Non- Resident	Non- Resident
4% Fee Waivers									
Freshmen	183	163	20	156	142	14	140	120	20
Sophomore	81	68	13	92	70	22	73	43	30
Junior	68	58	10	95	79	16	98	73	25
Senior	106	87	19	132	108	24	123	87	36
Other	-	-	-	-	-	-	-	-	-
Total	438	376	62	475	399	76	434	323	111
Abatements - Full									
Freshmen	40	-	40	47	-	47	40	-	40
Sophomore	20	-	20	17	-	17	31	-	31
Junior	33	-	33	21	-	21	20	-	20
Senior	34	1	33	39	-	39	14	-	14
Other	48	43	5	38	31	7	29	22	7
Total	175	44	131	162	31	131	134	22	112
Abatements - Partial									
Freshmen	38	-	38	39	-	39	29	-	29
Sophomore	18	-	18	17	-	17	27	-	27
Junior	17	-	17	17	-	17	24	-	24
Senior	25	-	25	29	-	29	34	-	34
Other	-	-	-	-	-	-	-	-	-
Total	98	-	98	102	-	102	114	-	114

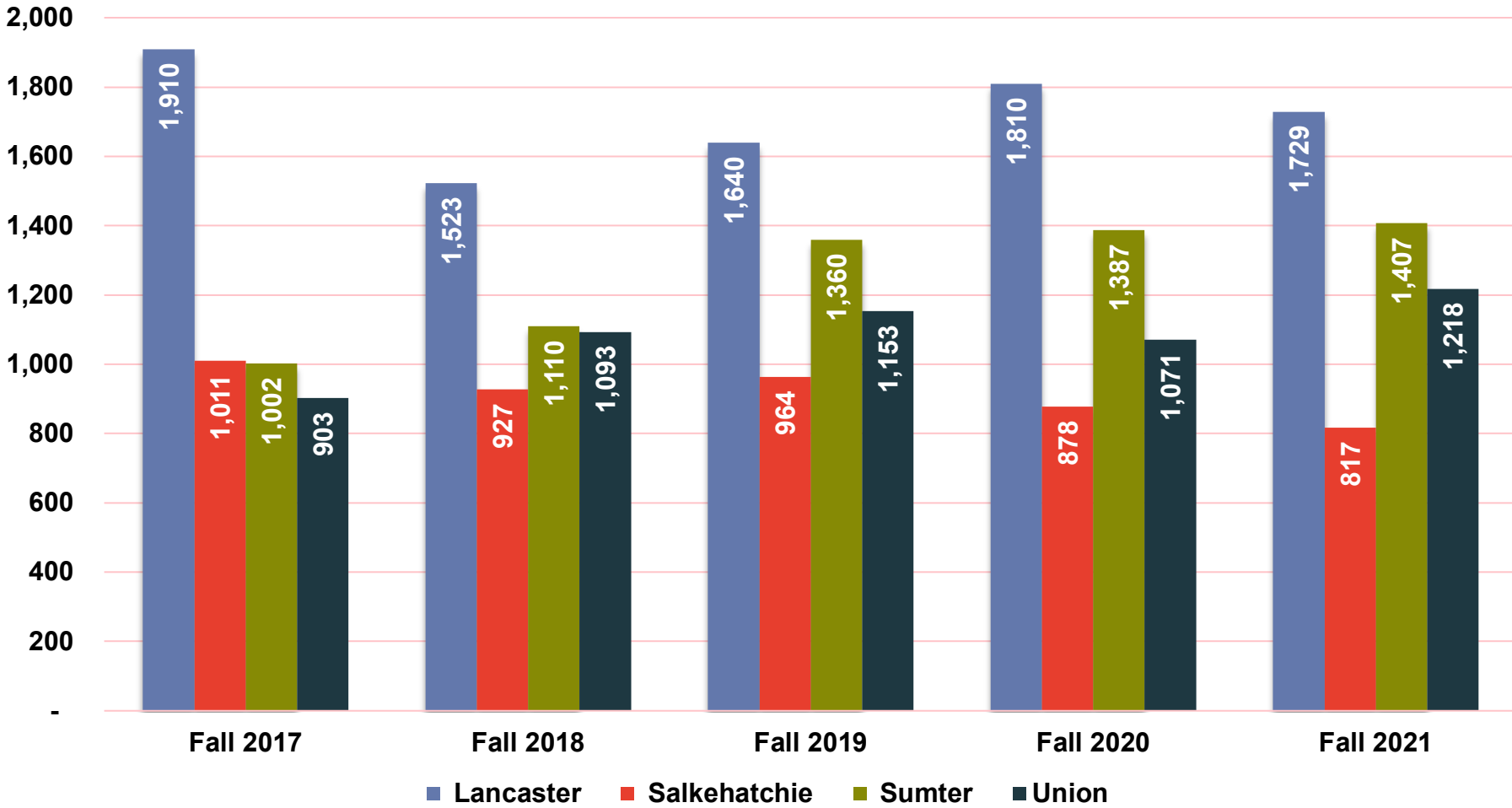


UNIVERSITY OF
South Carolina
PALMETTO COLLEGE

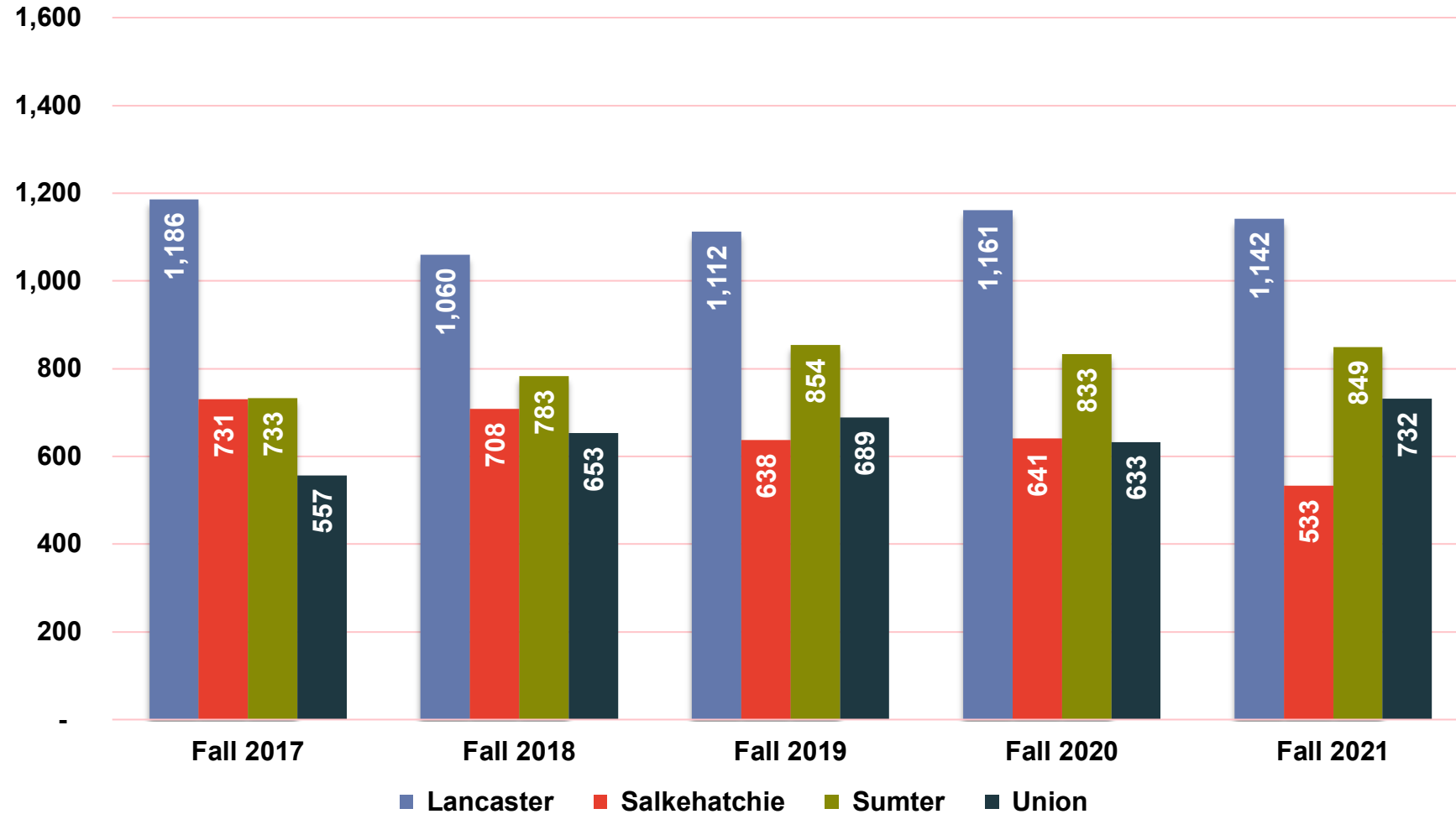


South Carolina

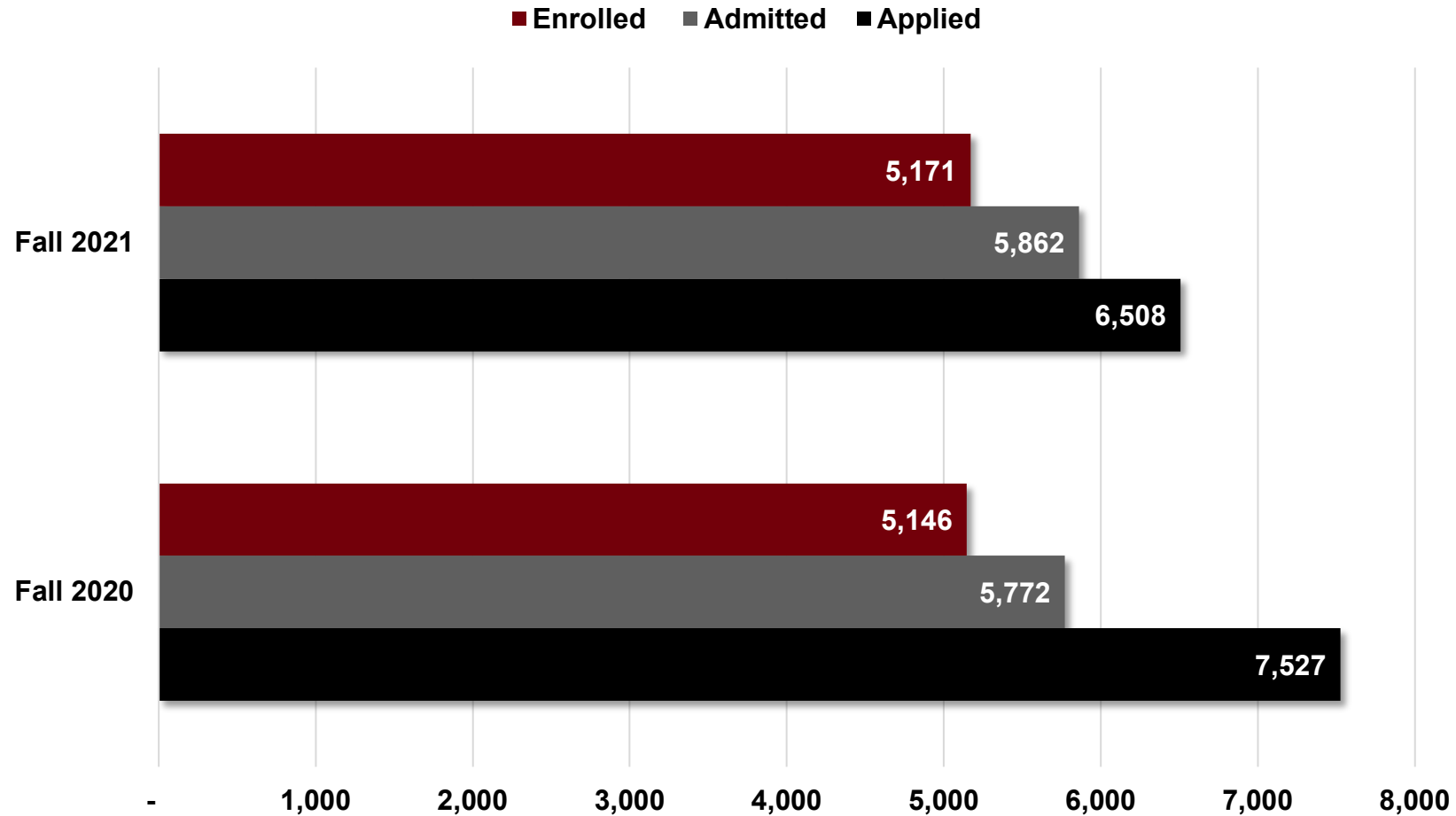
PALMETTO COLLEGE HEADCOUNT ENROLLMENT



PALMETTO COLLEGE FTE ENROLLMENT

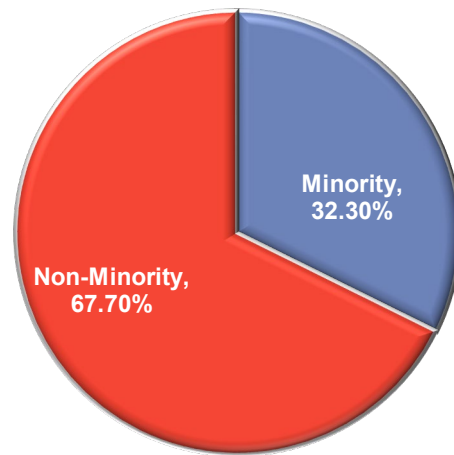
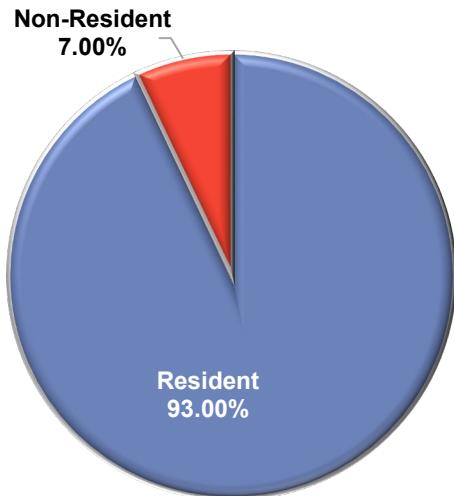


PALMETTO COLLEGE ENROLLMENT SUMMARY

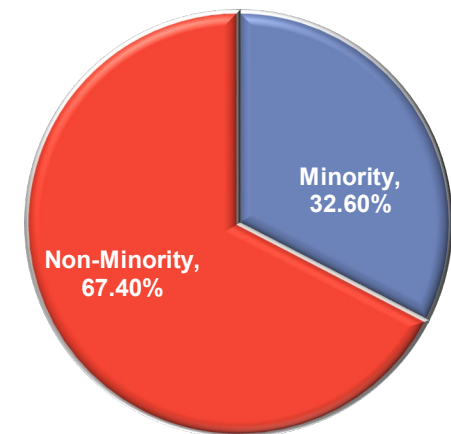
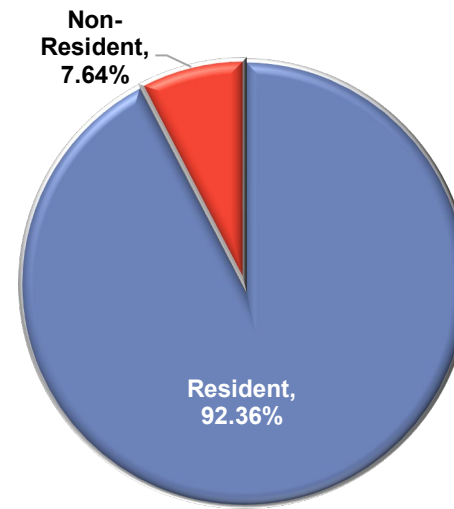


PALMETTO COLLEGE ENROLLMENT SUMMARY

Fall 2020

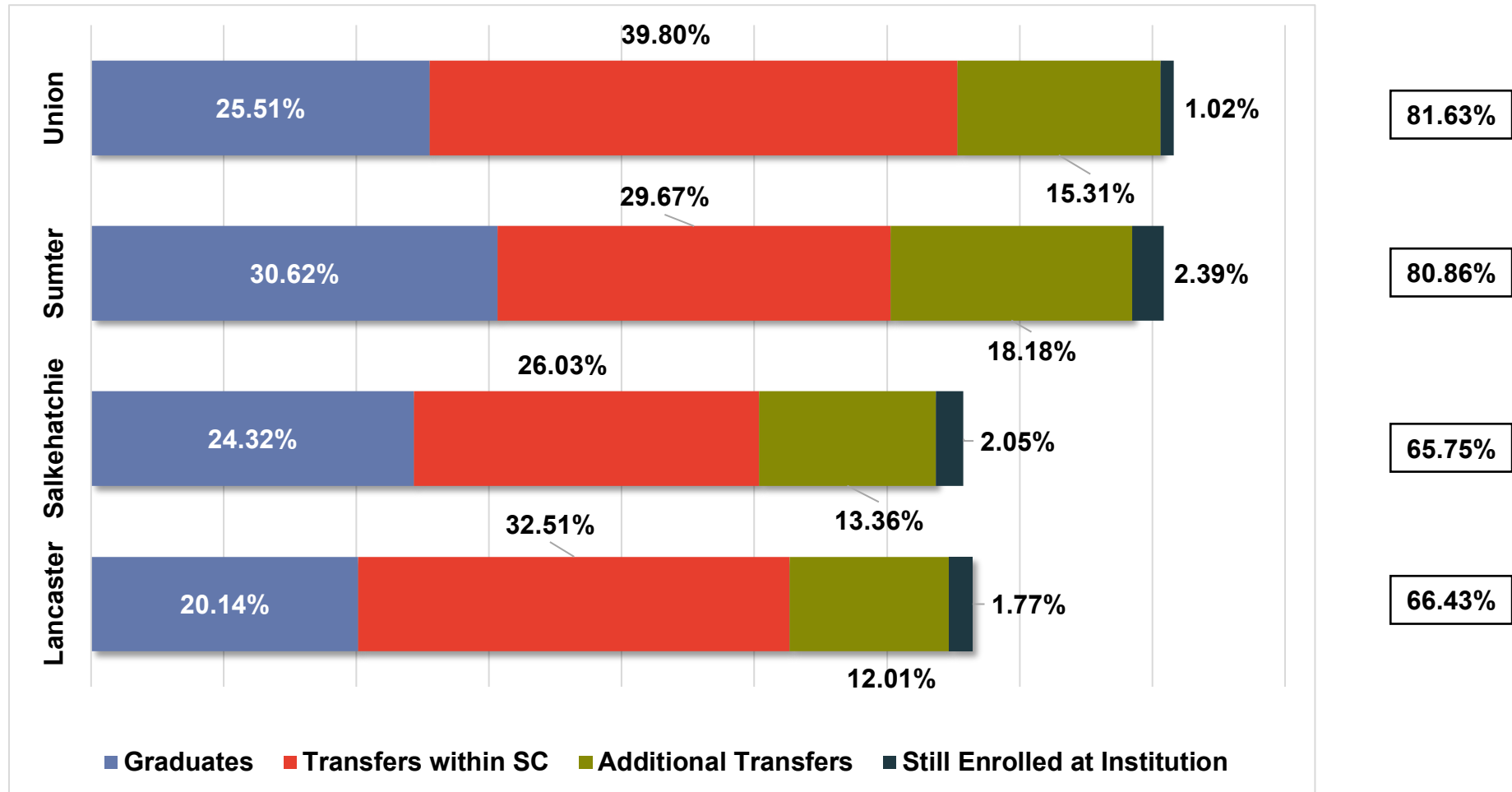


Fall 2021



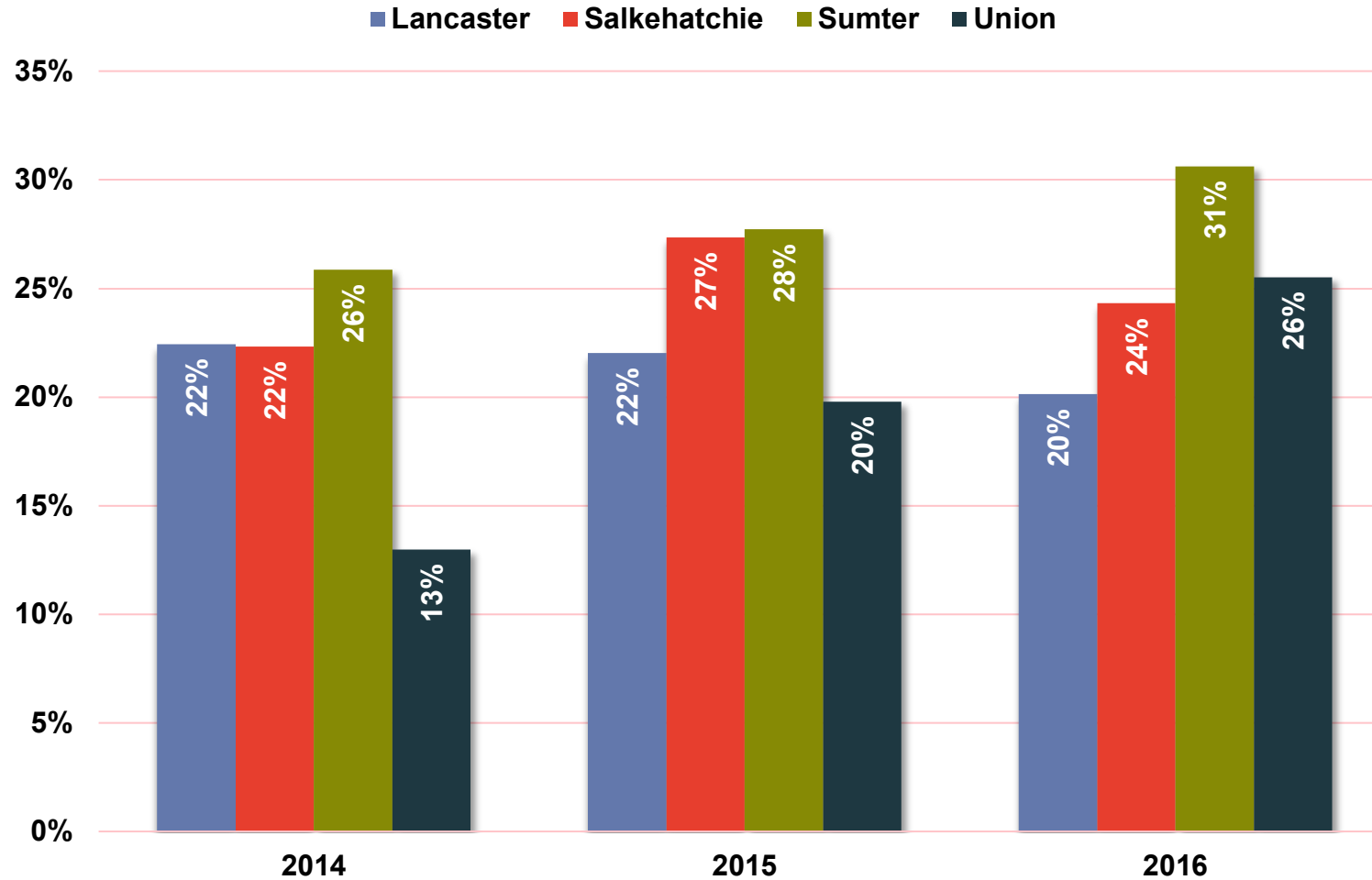
Residency based on student's legal residency. Non-resident includes student with residency exceptions such as academic common market, military, veterans and their dependents, and reciprocity agreements.

PALMETTO COLLEGE SUCCESS RATE

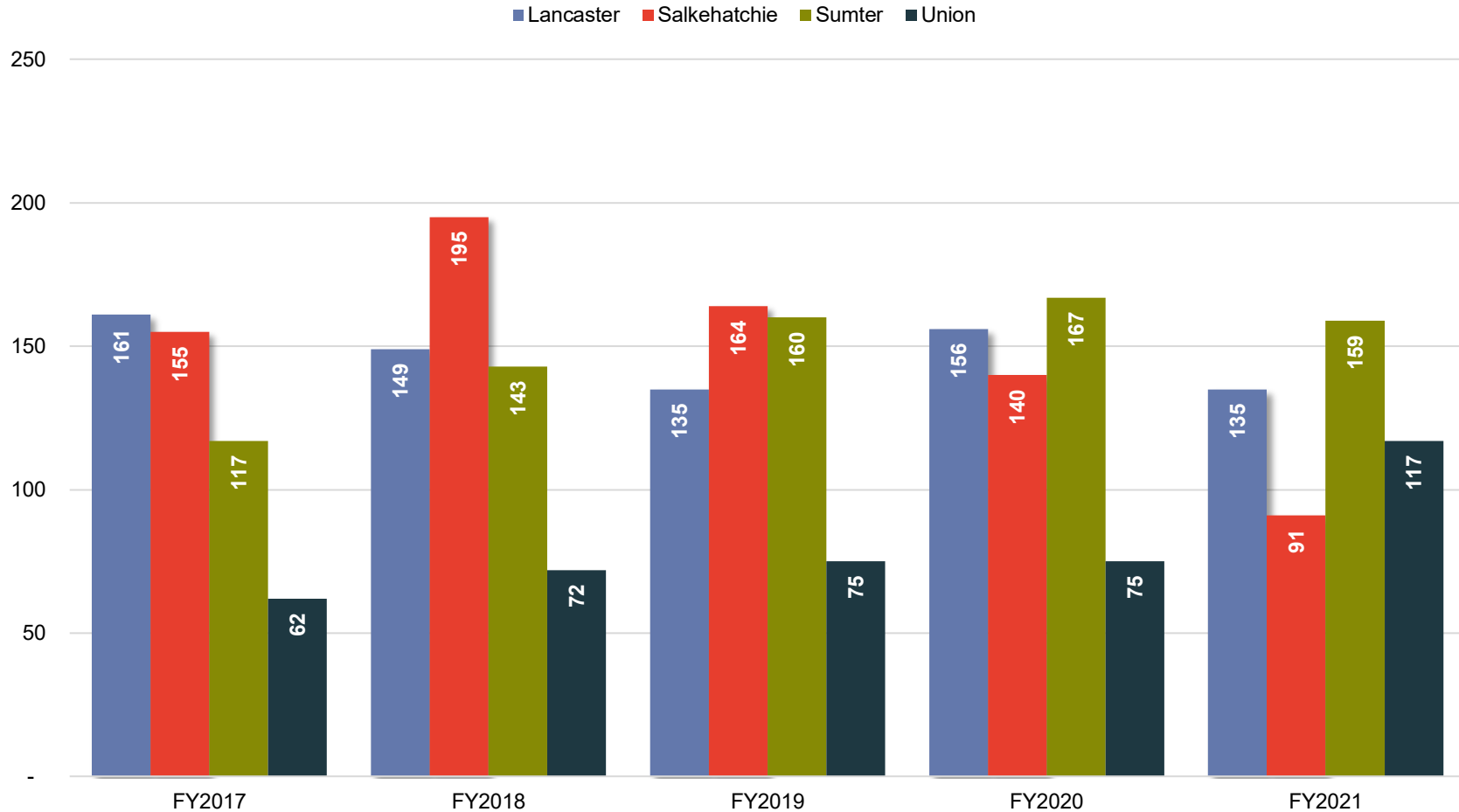


16,612 # of Alumni
13,933 # of Alumni in SC

PALMETTO COLLEGE GRADUATION RATE

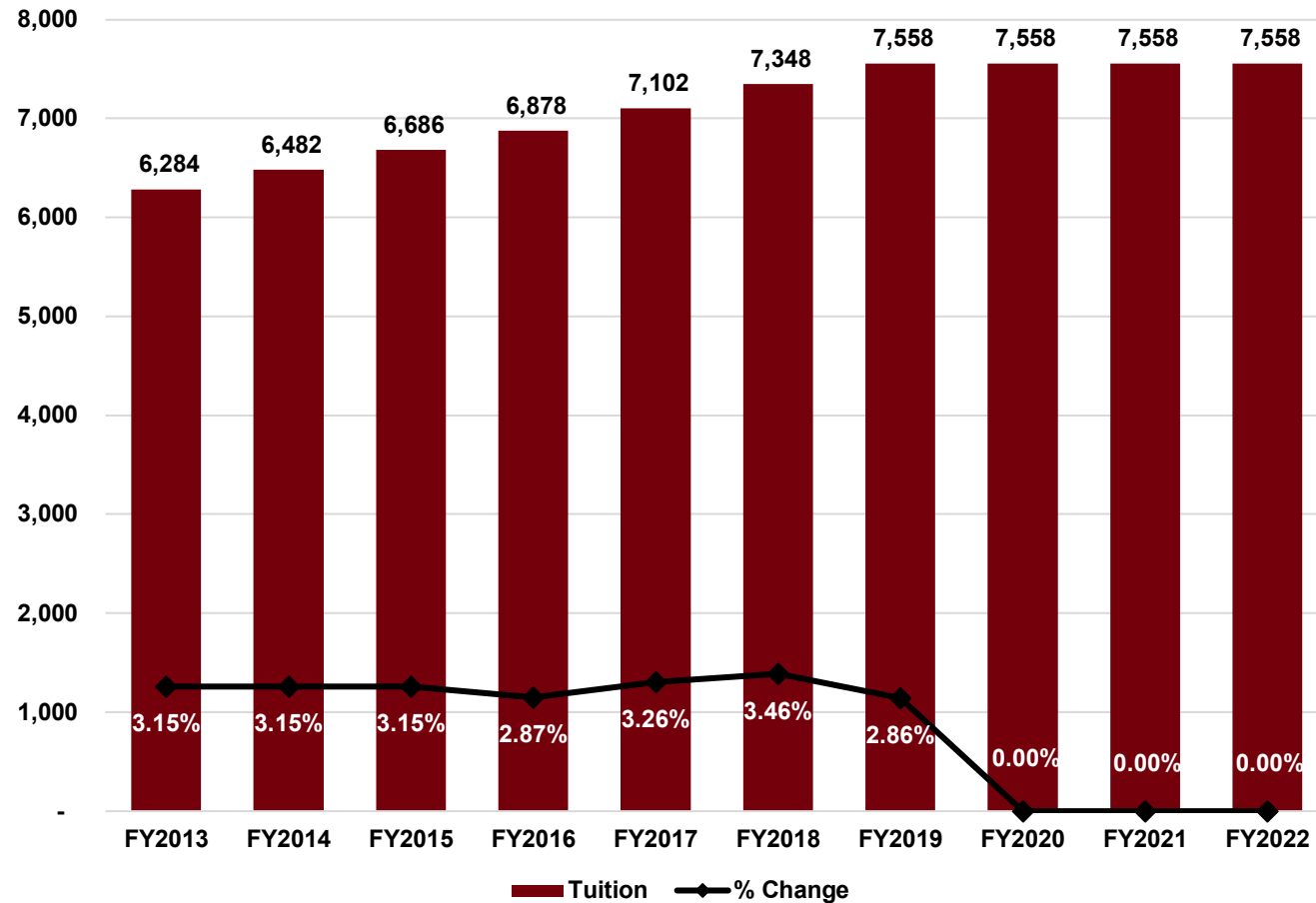


PALMETTO COLLEGE DEGREES AWARDED

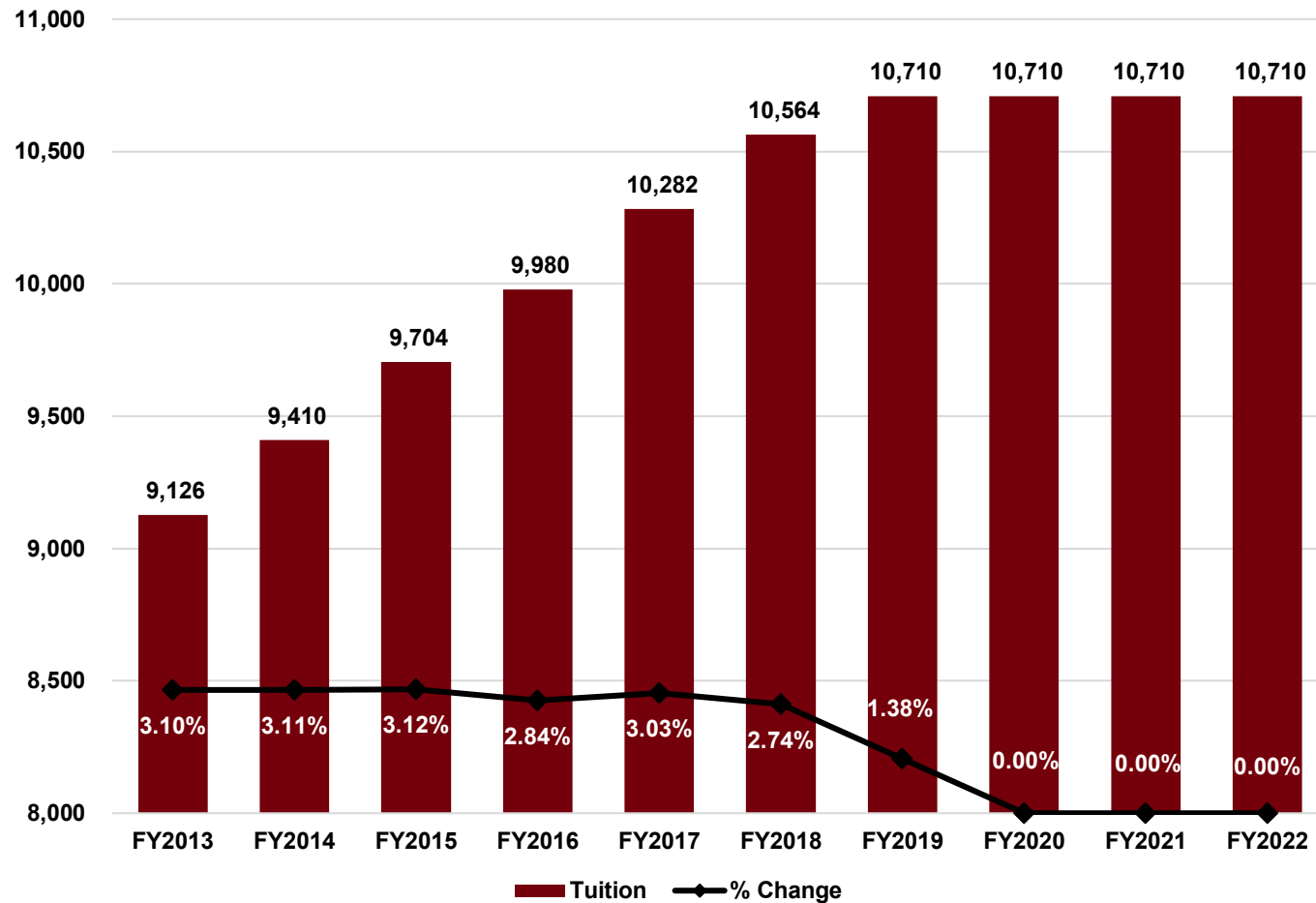


South Carolina

PALMETTO REGIONAL COLLEGES IN-STATE UNDERGRADUATE TUITION & REQUIRED FEES



PALMETTO COLLEGE ONLINE IN-STATE UNDERGRADUATE TUITION & REQUIRED FEES



LANCASTER

UNDERGRADUATE TUITION & FEES PER SEMESTER

2020-2021

\$ Change

2021-2022

USC Lancaster			
Resident Undergraduate Tuition			
Educational & General	\$ 3,239.00	\$ -	\$ 3,239.00
Renovation Reserve	50.00	-	50.00
Campus Activity	45.00	-	45.00
Athletics Activity	195.00	-	195.00
Gregory Wellness Center	50.00	-	50.00
Total Resident Undergraduate Tuition	\$ 3,579.00	\$ -	\$ 3,579.00
Technology Fee	200.00	-	200.00
Total Required Tuition and Fees	\$ 3,779.00	\$ -	\$ 3,779.00
Non-Resident Undergraduate Tuition			
Educational & General	\$ 8,579.00	\$ -	\$ 8,579.00
Renovation Reserve	50.00	-	50.00
Campus Activity	45.00	-	45.00
Athletics Activity	195.00	-	195.00
Gregory Wellness Center	50.00	-	50.00
Total Resident Undergraduate Tuition	\$ 8,919.00	\$ -	\$ 8,919.00
Technology Fee	200.00	-	200.00
Total Required Tuition and Fees	\$ 9,119.00	\$ -	\$ 9,119.00



South Carolina

SALKEHATCHIE

UNDERGRADUATE TUITION & FEES PER SEMESTER

2020-2021

\$ Change

2021-2022

USC Salkehatchie				
Resident Undergraduate Tuition				
Educational & General	\$ 3,472.00	\$ -	\$ 3,472.00	
Renovation Reserve	34.00	-	34.00	
Campus Activity	13.00	-	13.00	
Athletics Activity	60.00	-	60.00	
Total Resident Undergraduate Tuition	\$ 3,579.00	\$ -	\$ 3,579.00	
Technology Fee	200.00	-	200.00	
Total Required Tuition and Fees	\$ 3,779.00	\$ -	\$ 3,779.00	
Non-Resident Undergraduate Tuition				
Educational & General	\$ 8,812.00	\$ -	\$ 8,812.00	
Renovation Reserve	34.00	-	34.00	
Campus Activity	13.00	-	13.00	
Athletics Activity	60.00	-	60.00	
Total Resident Undergraduate Tuition	\$ 8,919.00	\$ -	\$ 8,919.00	
Technology Fee	200.00	-	200.00	
Total Required Tuition and Fees	\$ 9,119.00	\$ -	\$ 9,119.00	



South Carolina

SUMTER

UNDERGRADUATE TUITION & FEES PER SEMESTER

2020-2021	\$ Change	2021-2022
-----------	-----------	-----------

USC Sumter			
Resident Undergraduate Tuition			
Educational & General	\$ 3,333.00	\$ -	\$ 3,333.00
Renovation Reserve	40.00	-	40.00
Athletics Activity	160.00	-	160.00
Campus Activity	46.00	-	46.00
Total Resident Undergraduate Tuition	\$ 3,579.00	\$ -	\$ 3,579.00
Technology Fee	200.00	-	200.00
Total Required Tuition and Fees	\$ 3,779.00	\$ -	\$ 3,779.00
Non-Resident Undergraduate Tuition			
Educational & General	\$ 8,673.00	\$ -	\$ 8,673.00
Renovation Reserve	40.00	-	40.00
Athletics Activity	160.00	-	160.00
Campus Activity	46.00	-	46.00
Total Resident Undergraduate Tuition	\$ 8,919.00	\$ -	\$ 8,919.00
Technology Fee	200.00	-	200.00
Total Required Tuition and Fees	\$ 9,119.00	\$ -	\$ 9,119.00



South Carolina

UNION

UNDERGRADUATE TUITION & FEES PER SEMESTER

2020-2021	\$ Change	2021-2022
-----------	-----------	-----------

USC Union			
Resident Undergraduate Tuition			
Educational & General	\$ 3,334.00	\$ -	\$ 3,334.00
Renovation Reserve	50.00	-	50.00
Campus Activity	195.00	-	195.00
Total Resident Undergraduate Tuition	\$ 3,579.00	\$ -	\$ 3,579.00
Technology Fee	200.00	-	200.00
Total Required Tuition and Fees	\$ 3,779.00	\$ -	\$ 3,779.00
Non-Resident Undergraduate Tuition			
Educational & General	\$ 8,674.00	\$ -	\$ 8,674.00
Renovation Reserve	50.00	-	50.00
Campus Activity	195.00	-	195.00
Total Resident Undergraduate Tuition	\$ 8,919.00	\$ -	\$ 8,919.00
Technology Fee	200.00	-	200.00
Total Required Tuition and Fees	\$ 9,119.00	\$ -	\$ 9,119.00



South Carolina

PALMETTO COLLEGE ONLINE

UNDERGRADUATE TUITION & FEES PER SEMESTER

2020-2021	\$ Change	2021-2022
-----------	-----------	-----------

Palmetto College Online			
Resident Undergraduate Tuition			
Educational & General	\$ 4,899.00	\$ -	\$ 4,899.00
Institutional Bond	240.00	-	240.00
Renovation Reserve	20.00	-	20.00
Student Services	40.00	-	40.00
Total Resident Undergraduate Tuition	\$ 5,199.00	\$ -	\$ 5,199.00
Technology Fee	156.00	-	156.00
Total Required Tuition and Fees	\$ 5,355.00	\$ -	\$ 5,355.00
Non-Resident Undergraduate Tuition			
Educational & General	\$ 10,128.00	\$ -	\$ 10,128.00
Institutional Bond	240.00	-	240.00
Renovation Reserve	20.00	-	20.00
Student Services	40.00	-	40.00
Total Resident Undergraduate Tuition	\$ 10,428.00	\$ -	\$ 10,428.00
Technology Fee	156.00	-	156.00
Total Required Tuition and Fees	\$ 10,584.00	\$ -	\$ 10,584.00



South Carolina

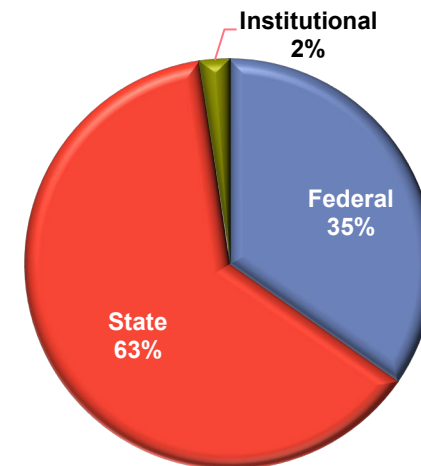
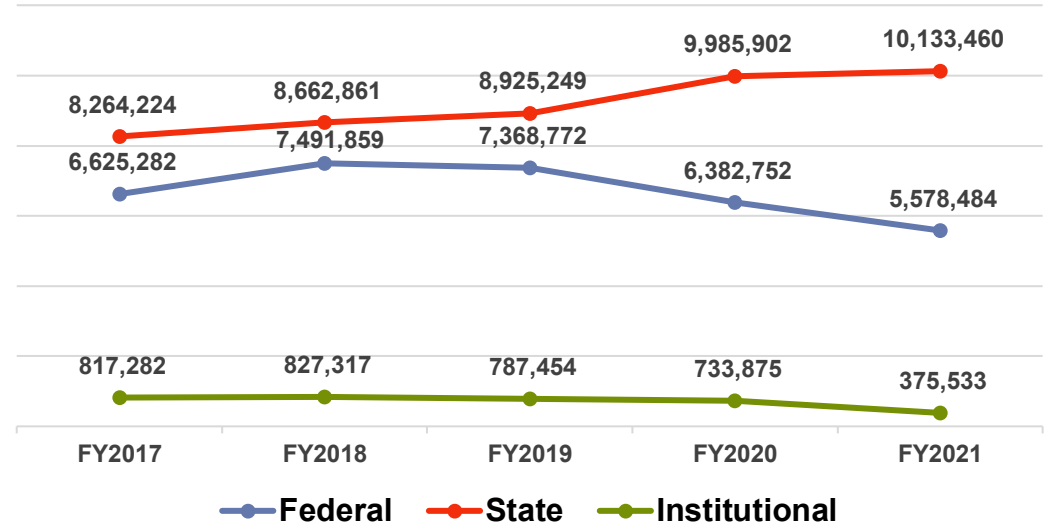
PALMETTO COLLEGE FY2021 SCHOLARSHIPS AND GRANTS

Federal	# Students	FY2021
Pell Grant	1,249	\$ 5,364,397
SEOG Grant	428	214,088
Federal Totals	1,677	\$ 5,578,484

State	# Students	FY2021
LIFE Scholarship	1,026	\$ 4,591,786
SC Need Based Grant	4,523	509,906
National Guard Grant	12	40,283
SC Lottery Tuition Assistance Program	4,119	4,991,486
State Totals	9,680	\$ 10,133,460

Institutional	# Students	FY2021
Internal Awards	291	\$ 375,533
Institutional Totals	291	\$ 375,533

Total Scholarship and Grant Aid	\$ 16,087,478
--	----------------------



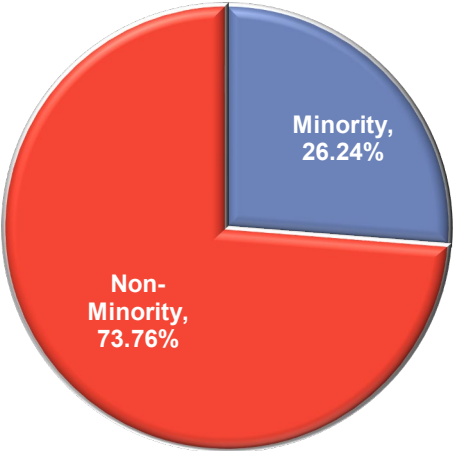
PALMETTO COLLEGE MINORITY OVERVIEW

ADMINISTRATION



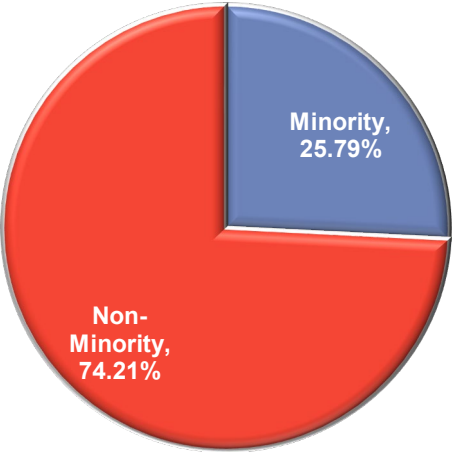
ADMINISTRATION	
Total Administration	6
Number Minority	-
% Minority	0.00%

FTEs



FTEs	
Total FTEs	362
Number Minority	95
% Minority	26.24%

EMPLOYEES



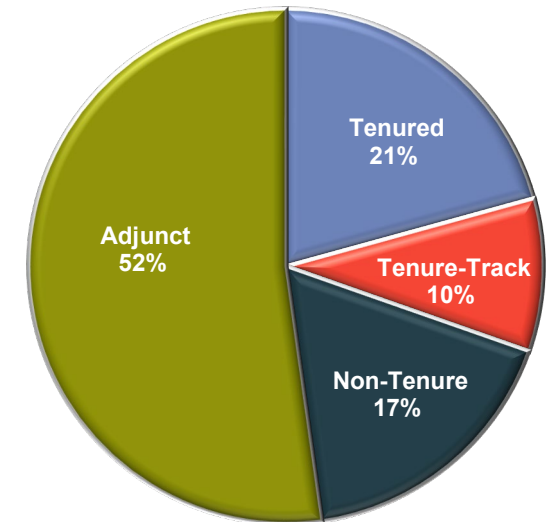
EMPLOYEES	
All Employees	539
Number Minority	139
% Minority	25.79%

PALMETTO COLLEGE FACULTY-STUDENT RATIO

College	Ratio
Lancaster	1:17
Salkehatchie	1:15
Sumter	1:16
Union	1:21

PALMETTO COLLEGE TENURED VS. NON-TENURED FACULTY OVERVIEW

College	Tenured	Tenure-Track	Non-Tenure	Adjunct	Total
Lancaster	28	5	17	37	87
Salkehatchie	9	8	5	31	53
Sumter	15	8	19	29	71
Union	4	5	6	44	59
Overall Institution	56	26	47	141	270



PALMETTO COLLEGE 4% FEE WAIVER

	Lancaster		Salkehatchie		Sumter		Union	
	FY2021	FY2022	FY2021	FY2022	FY2021	FY2022	FY2021	FY2022
Credit Hours	28,315	31,886	17,949	17,984	23,393	23,088	20,340	18,971
Full-Time Hourly Base	12	12	12	12	12	12	12	12
FTE Equivalent	2,360	2,657	1,496	1,499	1,949	1,924	1,695	1,581
Resident Tuition	\$ 3,579	\$ 3,579	\$ 3,579	\$ 3,579	\$ 3,579	\$ 3,579	\$ 3,579	\$ 3,579
Equivalent \$ of Full Fee	\$ 8,444,859	\$ 9,510,000	\$ 5,353,200	\$ 5,363,728	\$ 6,976,813	\$ 6,885,996	\$ 6,066,465	\$ 5,658,101
Capacity	\$ 337,794	\$ 380,400	\$ 214,128	\$ 214,549	\$ 279,073	\$ 275,440	\$ 242,659	\$ 226,324
Usage	\$ 70,828	\$ 78,372	\$ 69,823	\$ 69,291	\$ 89,166	\$ 171,012	\$ 51,725	\$ 72,853
Available Capacity	\$ 266,966	\$ 302,028	\$ 144,305	\$ 145,258	\$ 189,907	\$ 104,428	\$ 190,933	\$ 153,471

PALMETTO COLLEGE

FEE WAIVER & ABATEMENTS

	FY2019			FY2020			FY2021		
Class	# Students	Non-Resident	Resident	# Students	Non-Resident	Resident	# Students	Non-Resident	Resident
4% Fee Waivers									
Freshmen	306	185	121	249	239	10	311	297	14
Sophomore	136	100	36	133	129	4	165	155	10
Junior	69	46	23	51	50	1	50	46	4
Senior	44	23	21	12	12	-	26	25	1
Other	-	-	-	-	-	-	4	4	-
Total	555	354	201	445	430	15	556	527	29
Abatements - Full									
Freshmen	71	-	71	100	-	100	108	-	108
Sophomore	50	-	50	26	-	26	30	1	29
Junior	1	-	1	5	-	5	3	-	3
Senior	-	-	-	3	-	3	1	-	1
Other	-	-	-	-	-	-	-	-	-
Total	122	-	122	134	-	134	142	1	141
Abatements - Partial									
Freshmen	-	-	-	-	-	-	-	-	-
Sophomore	-	-	-	-	-	-	-	-	-
Junior	-	-	-	-	-	-	-	-	-
Senior	-	-	-	-	-	-	-	-	-
Other	-	-	-	-	-	-	-	-	-
Total	-	-	-	-	-	-	-	-	-



South Carolina

SYSTEM ADDITIONAL INFORMATION

- **Budget Document**


- https://www.sc.edu/about/offices_and_divisions/budget/budget_documents/index.php

- **Comprehensive Annual Financial Report**

- https://www.sc.edu/about/offices_and_divisions/controller/financial_reporting/financial_statements/index.php

- **Transparency Initiative**

- <http://spend.admin.sc.edu/>



UNIVERSITY OF
South Carolina